

BRING YOUR DREAMS.

Annual Report & Financial Statement Audit

Fiscal Year Ended December 31, 2020

City of Brookings



BRING YOUR DREAMS.

Presentation Overview


- **Annual Report**
- **2020 Financial Statements**
- **Highlights**
- **Financial Statement Audit & Results**
- **Financial Report Access**



BRING YOUR DREAMS.

Above and Beyond

- **The City of Brookings participates in the Government Financial Officers Association (GFOA) Certificate of Achievement for Excellence in Financial Reporting program**
 - Audited
 - Includes all funds and component units
 - Contains a statistical section with economic and demographic information
 - Received award for 2019 financial statements, one of only four SD municipalities to receive the award.
- **Provides users with the most complete picture of financial position**
 - Department of Legislative Audit
 - State Legislators
 - Other municipalities
 - Creditors
 - Grantors
 - Financial institutions
 - Rating agencies



BRING YOUR DREAMS.

Funds Overview

GOVERNMENTAL FUNDS - 23

- GENERAL
- SPECIAL REVENUE
- DEBT SERVICE
- CAPITAL PROJECTS

PROPRIETARY FUNDS - 12

- ENTERPRISE FUNDS
- INTERNAL SERVICE FUNDS

FIDUCIARY FUNDS - 2

- FLEX BENEFITS
- RURAL FIRE

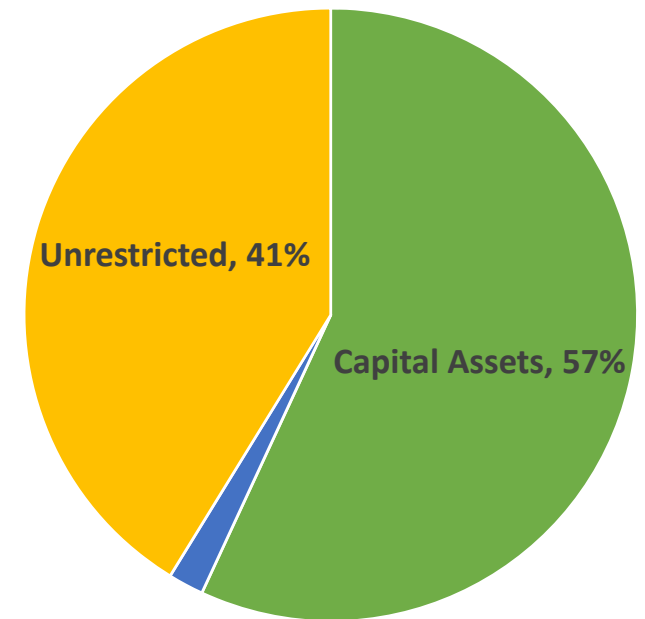


Statement of Net Position

Condensed Statements of Net Position

	Governmental		Business-Type		Total	
	Activities		Activities			
	2019	2020	2019	2020	2019	2020
Total Assets and Deferred Outflows of Resources	\$142M	\$156M	\$380M	\$406M	\$522M	\$562M
Total Liabilities and Deferred Inflows of Resources	\$32M	\$33M	\$101M	\$102M	\$133M	\$135M
Net Investment in Capital Assets	\$85M	\$95M	\$139M	\$148M	\$224M	\$243M
Restricted	\$3M	\$2M	\$6M	\$6M	\$9M	\$8M
Unrestricted	\$23M	\$27M	\$133M	\$149M	\$156M	\$176M
Total Net Position	\$111M	\$123M	\$279M	\$304M	\$389M	\$427M
Beg. Net Position	\$103M	\$111M	\$263M	\$279M	\$366M	\$389M
Change in Net Position	\$8M	\$13M	\$16M	\$25M	\$24M	\$38M
Percentage Change	7.5%	11.3%	6.0%	9.0%	6.4%	9.6%

2020 Net Position

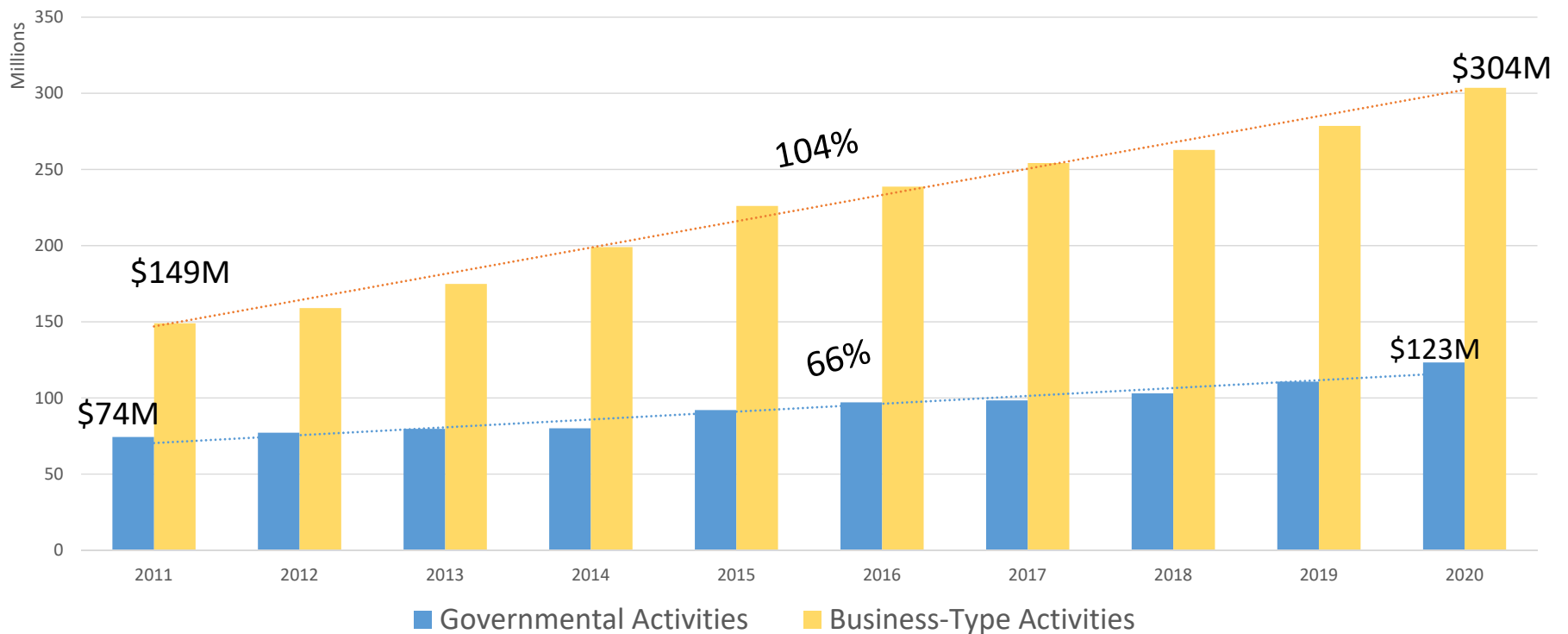


Restricted, 2%

■ Capital Assets ■ Restricted ■ Unrestricted

Changes in Net Position

2011-2020 Net Position



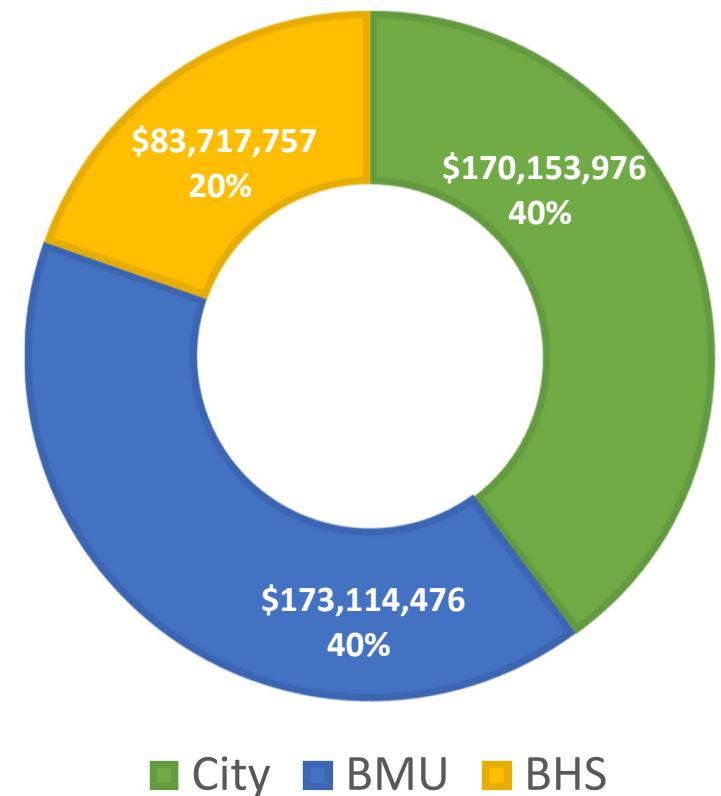
- Business-type activities net position more than doubled over past 10 years growing by \$155M
- Governmental funds have grown by \$49M
- Overall up \$204M or 91% since 2011

BRING YOUR DREAMS.

Statement of Activities

Condensed Statements of Activities						
	Governmental Activities		Business-Type Activities		Total	
	2019	2020	2019	2020	2019	2020
Total Revenues	\$32M	\$37M	\$166M	\$170M	\$198M	\$207M
Total Expenses	\$27M	\$27M	\$148M	\$142M	\$175M	\$169M
Transfers	3M	\$3M	-\$3M	-\$3M		
Change in Net Position	\$8M	\$13M	\$16M	\$25M	\$24M	\$38M
Beginning Net Position	\$103M	\$111M	\$263M	\$279M	\$366M	\$389M
Ending Net Position	\$111M	\$123M	\$279M	\$304M	\$389M	\$427M

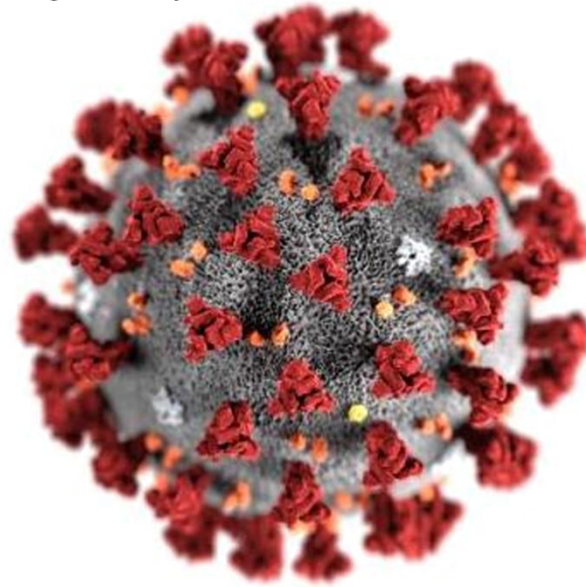
Relative Net Position



2020 Financial Highlights

➤ COVID-19 Challenges

- ❑ Budget & planned projects revised due to economic uncertainties
- ❑ Prioritized projects based on opportunities for local businesses & grant funding
 - Bob Sheldon Athletic Complex
 - Airport Apron Reconstruction
 - Various street and drainage projects
 - Fire Dept. Indoor Training Facility



➤ Local Government COVID Recovery Fund

- Finance Team managed grant & maximized reimbursement opportunities
 - Payroll
 - PPE & other supplies
 - Remote work & communication equipment
 - Sanitizing office spaces
- Realized \$4.1M in total reimbursements
 - \$3.8M – City
 - \$192K – BMU
 - \$120K – BHS
 - \$16K – BATA

- General Fund balance increased in 2020 by almost \$4M

2020 Audit Overview & Results

➤ **Audit Results**

- ✓ No internal control deficiencies
- ✓ No instances of noncompliance
- ✓ No Material weaknesses

➤ **Submitted for GFOA Award Program**

➤ **BKD CPAs and Advisors of Lincoln, NE completed audit June 29, 2021**

- Conducted remotely (\$8K savings)

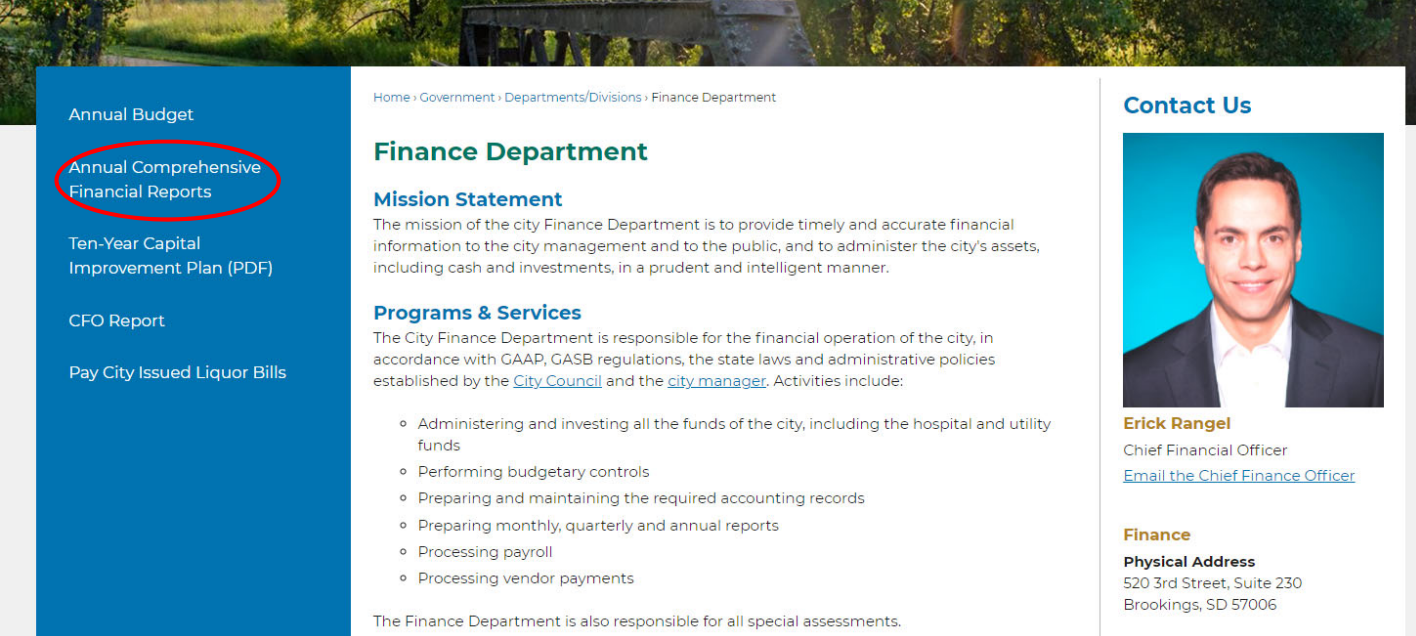
➤ **RFP for Auditing Services over the next 3 years**

- Council Recommendation in September



Financial Report Access

➤ City Departments – Finance Department – Annual Comprehensive Financial Reports



The screenshot shows the Finance Department page of the Brookings, South Dakota website. The left sidebar contains a list of links: Annual Budget, Annual Comprehensive Financial Reports (circled in red), Ten-Year Capital Improvement Plan (PDF), CFO Report, and Pay City Issued Liquor Bills. The main content area includes the Finance Department header, a mission statement, and a list of programs and services. The right sidebar features a contact section with a photo of Erick Rangel, Chief Financial Officer, and the physical address.

Home » Government » Departments/Divisions » Finance Department

Finance Department

Mission Statement

The mission of the city Finance Department is to provide timely and accurate financial information to the city management and to the public, and to administer the city's assets, including cash and investments, in a prudent and intelligent manner.


Programs & Services

The City Finance Department is responsible for the financial operation of the city, in accordance with GAAP, GASB regulations, the state laws and administrative policies established by the [City Council](#) and the [city manager](#). Activities include:

- Administering and investing all the funds of the city, including the hospital and utility funds
- Performing budgetary controls
- Preparing and maintaining the required accounting records
- Preparing monthly, quarterly and annual reports
- Processing payroll
- Processing vendor payments

The Finance Department is also responsible for all special assessments.

Contact Us



Erick Rangel
Chief Financial Officer
[Email the Chief Finance Officer](#)

Finance
Physical Address
520 3rd Street, Suite 230
Brookings, SD 57006

Questions or Comments?

Erick Rangel

CFO

605-697-8640

erangel@cityofbrookings-sd.gov

Ashley Rentsch

Deputy Finance Manager

605-697-8652

arentsch@cityofbrookings-sd.gov