

# BEN FRANKLIN BUILDING

Show door flush with building



## ARCHITECTURAL

A0.00	TITLE SHEET	08/21/18
A0.01	CODE REVIEW	08/21/18
A0.02	GENERAL + SPECS	06/16/17
A0.03	MOUNTING HEIGHTS	09/28/17
A1.01	SITE	07/30/18
A1.10	LEVEL 1 PLAN	07/30/18
A1.11	LEVEL 1 REFLECTED CEILING PLAN	08/21/18
A1.20	LEVEL 2 PLAN	07/30/18
A1.21	LEVEL 2 REFLECTED CEILING PLAN	08/21/18
A1.30	LEVEL 3 PLAN	07/30/18
A1.31	LEVEL 3 REFLECTED CEILING PLAN	08/21/18
A1.40	ROOF PLAN	08/24/18
A2.01	EXTERIOR ELEVATIONS	08/21/18
A2.50	INTERIOR ELEVATIONS	08/21/18
A3.01	SECTIONS	08/21/18
A4.01	ENLARGED PLAN AREA - PUBLIC RESTROOMS	08/21/18
A4.02	ENLARGED PLAN AREA - COMMUNITY KITCHEN	08/21/18
A4.03	ENLARGED PLAN AREA - UNIT TYPICAL	08/21/18
A5.01	ARCHITECTURAL DETAILS	08/21/18
A5.02	ARCHITECTURAL DETAILS	08/24/18
A6.01	DOOR & WINDOW SCHEDULES & LEGENDS	08/21/18
A7.01	VERTICAL CIRCULATION	08/21/18

Show as constructed with a garage door

### SHEET NUMBERING SYSTEM

A0.00	DISCIPLINE: IDENTIFIES GROUPS OF DRAWINGS RELATED TO A SPECIFIC DISCIPLINE.	A - ARCHITECTURAL AD - ARCHITECTURAL DEMOLITION C - CIVIL S - STRUCTURAL P - PLUMBING M - MECHANICAL E - ELECTRICAL ID - INTERIOR DESIGN LS - LIFE SAFETY LA - LANDSCAPE ARCHITECTURE FS - FOOD SERVICE G - GENERAL
	SERIES: INDICATES SHEET SEQUENCE INCLUDED WITHIN A SPECIFIC DISCIPLINE.	1 - PLAN VIEWS 2 - SECTION VIEWS 3 - SECTION VIEWS 4 - ENLARGED AREA VIEWS 5 - DETAIL VIEWS 6 - SCHEDULES 7 - USER DEFINED VERTICAL CIRCULATION 8 - USER DEFINED FF&E INTEGRATION 9 - 3D VIEWS



ID8Architecture, LLC  
414 Main Ave. Suite 3  
Brookings, SD 57006  
(C) 605-695-9635  
(W) www.id8arc.com

No.	Description	Date

BEN FRANKLIN BUILDING

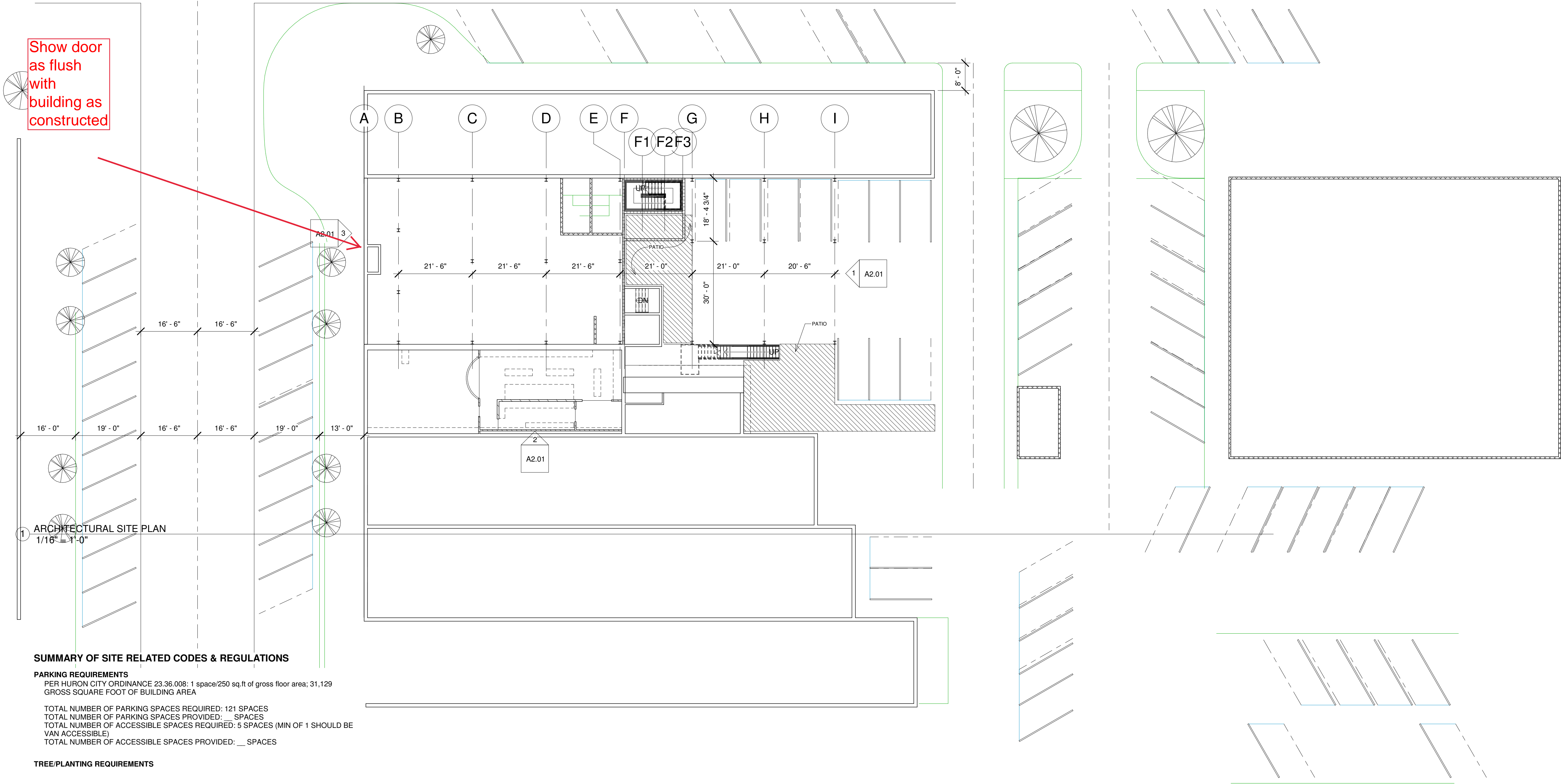
Enter address here

Architect ARB	
Registration No.:	Date: 08.24.2018
Drawn by ARB	
Job Number: 1818	
TITLE SHEET	
SCALE:	1 1/2" = 1'-0"

A0.00



Show door as flush with building as constructed



SUMMARY OF SITE RELATED CODES & REGULATIONS

**PARKING REQUIREMENTS**  
PER HURON CITY ORDINANCE 23.36.008: 1 space/250 sq.ft of gross floor area; 31,129 GROSS SQUARE FOOT OF BUILDING AREA

TOTAL NUMBER OF PARKING SPACES REQUIRED: 121 SPACES  
TOTAL NUMBER OF PARKING SPACES PROVIDED: \_\_\_ SPACES  
TOTAL NUMBER OF ACCESSIBLE SPACES REQUIRED: 5 SPACES (MIN OF 1 SHOULD BE VAN ACCESSIBLE)  
TOTAL NUMBER OF ACCESSIBLE SPACES PROVIDED: \_\_\_ SPACES

TREE/PLANTING REQUIREMENTS

DUMPSTER ENCLOSURE/SCREENING REQUIRMENTS

PARKING ISLAND ORDINANCE/REQUIREMENTS

FEDERAL FLAG CODE:  
LIGHTING REQUIRED  
SIZE REQUIRED

PARKING ILLUMINATION REQUIREMENTS

2 SITE-RELATED CITY ORDINANCES  
1/4" = 1'-0"



ID8Architecture, LLC  
414 Main Ave. Suite 3  
Brookings, SD 57006  
(C) 605-695-9635  
(W) www.id8arc.com

No.	Description	Date

BEN FRANKLIN BUILDING

Enter address here

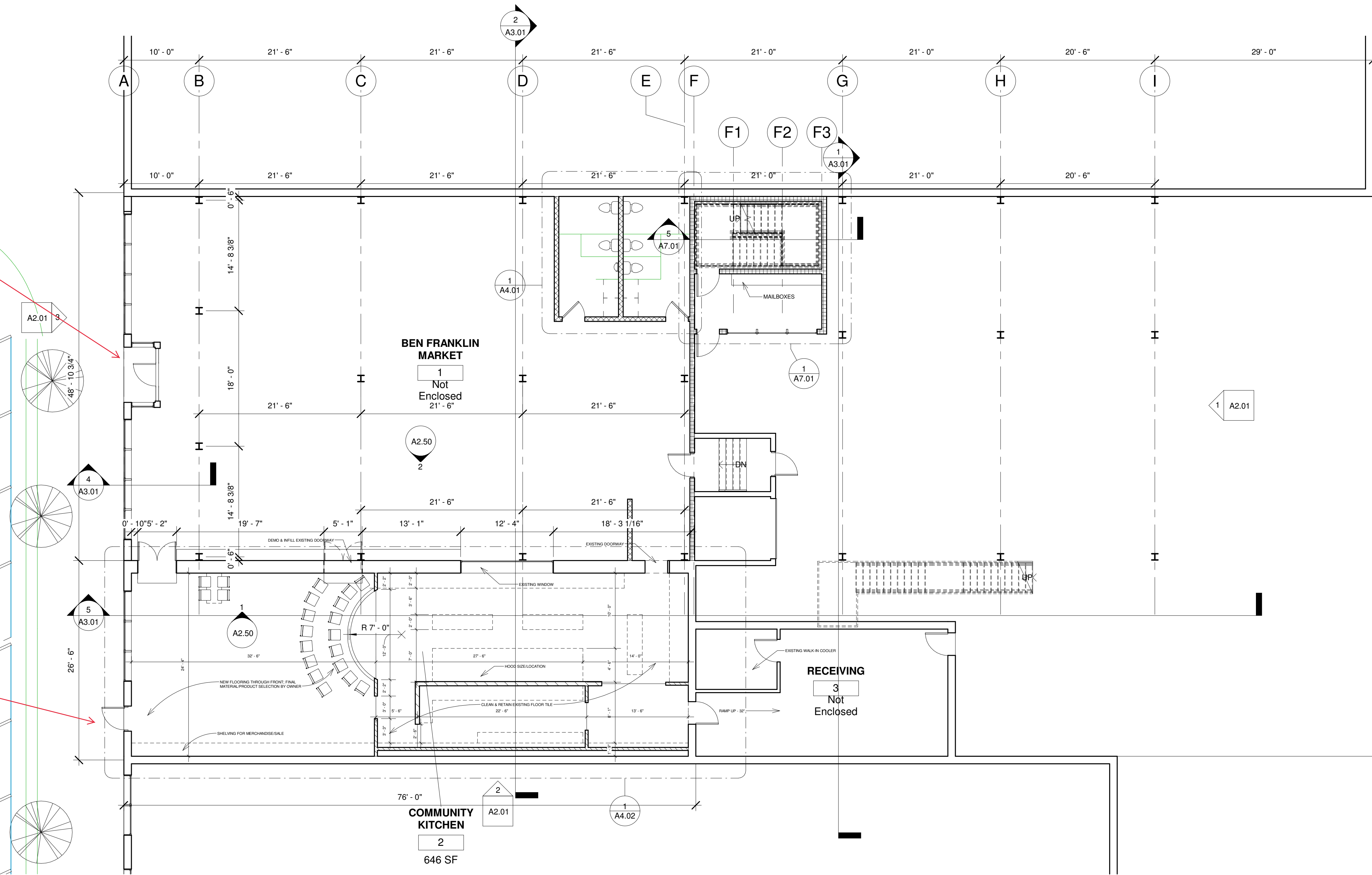
ALL DIMENSIONS & SIZE DESIGNATIONS ARE SUBJECT TO VERIFICATION ON THE JOBSITE AND ADJUSTMENTS TO FIT JOB CONDITIONS AS DEEMED NECESSARY.

Architect		
ARB		
Registration No.:	Date:	08.24.2018
Drawn by		
ARB		
Job Number:		
1818		
SITE		
SCALE:	As indicated	

A1.01

Show as  
constructed  
- Flush with  
building

Change to  
Garage door



1 LEVEL 1  
1/8" = 1'-0"



ID8Architecture, LLC  
414 Main Ave. Suite 3  
Brookings, SD 57006  
(C) 605-695-9635  
(W) www.id8arc.com

No.	Description	Date

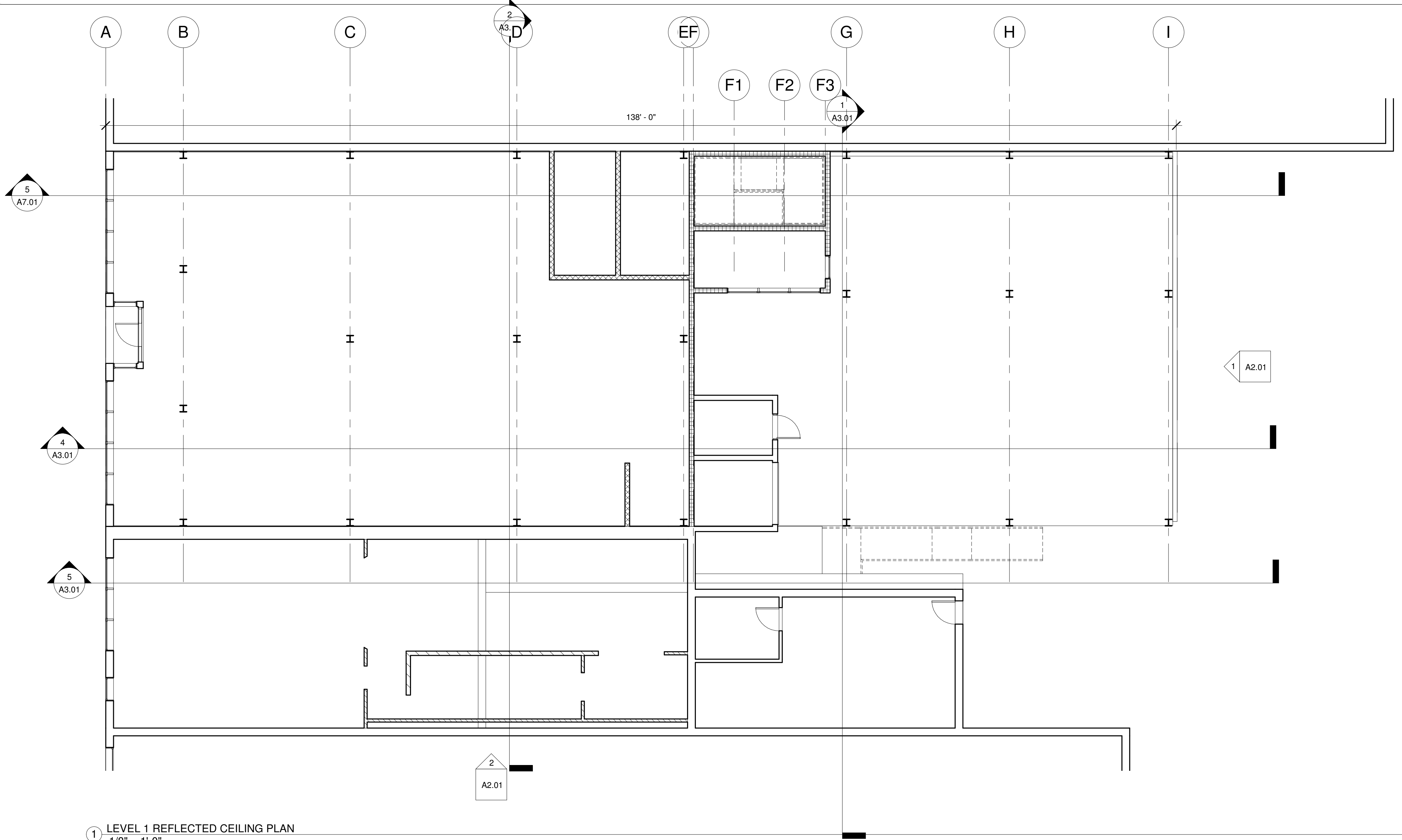
BEN FRANKLIN BUILDING

Enter address here

ALL DIMENSIONS & SIZE DESIGNATIONS ARE SUBJECT TO VERIFICATION ON THE JOBSITE AND ADJUSTMENTS TO FIT JOB CONDITIONS AS DEEMED NECESSARY.

Architect	ARB
Registration No.:	Date: 08.24.2018
Drawn by	ARB
Job Number:	1818
LEVEL 1 PLAN	
SCALE:	1/8" = 1'-0"

A1.10



1 LEVEL 1 REFLECTED CEILING PLAN  
1/8" = 1'-0"



ID8Architecture, LLC  
414 Main Ave. Suite 3  
Brookings, SD 57006  
(C) 605-695-9635  
(W) www.id8arc.com

No.	Description	Date

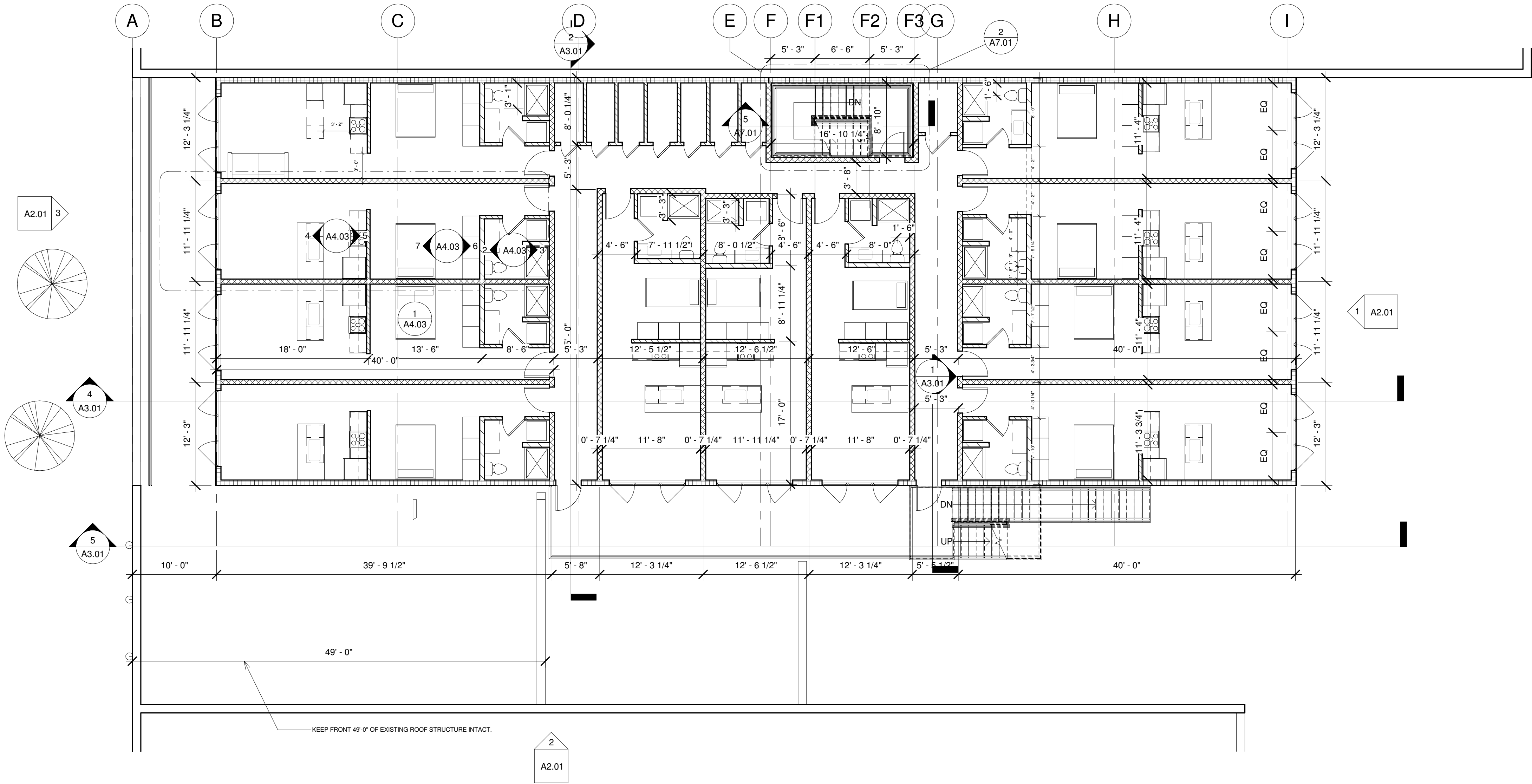
BEN FRANKLIN BUILDING

Enter address here

ALL DIMENSIONS & SIZE DESIGNATIONS ARE SUBJECT TO VERIFICATION ON THE JOBSITE AND ADJUSTMENTS TO FIT JOB CONDITIONS AS DEEMED NECESSARY.

Architect		
ARB		
Registration No.:	Date:	08.24.2018
Drawn by		
ARB		
Job Number:		
1818		
LEVEL 1 REFLECTED CEILING PLAN		
SCALE:	1/8" = 1'-0"	

A1.11



1 LEVEL 2 PLAN  
1/8" = 1'-0"



ID8Architecture, LLC  
414 Main Ave. Suite 3  
Brookings, SD 57006  
(C) 605-695-9635  
(W) www.id8arc.com

No.	Description	Date

BEN FRANKLIN BUILDING

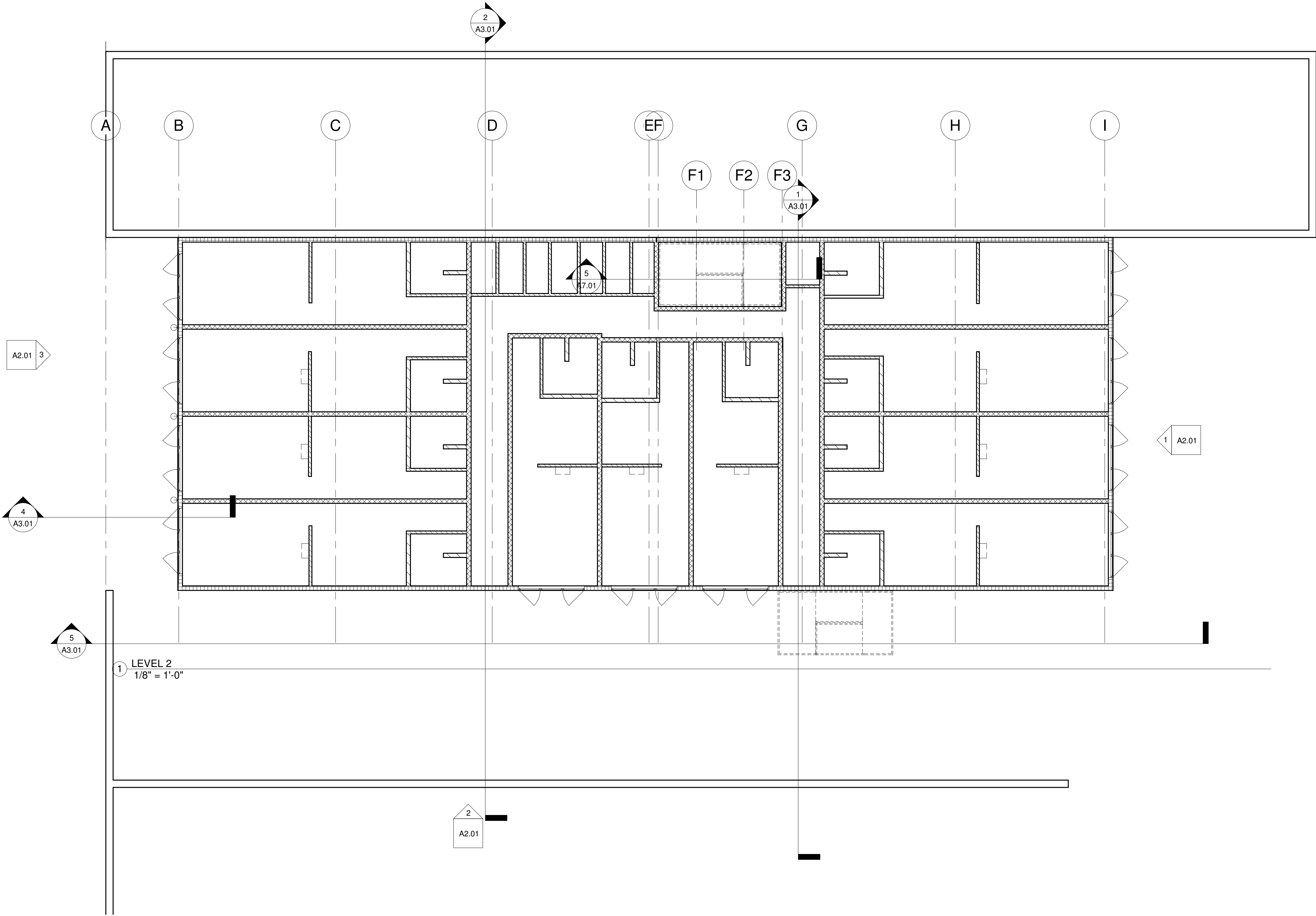
Enter address here

ALL DIMENSIONS & SIZE DESIGNATIONS ARE SUBJECT TO VERIFICATION ON THE JOBSITE AND ADJUSTMENTS TO FIT JOB CONDITIONS AS DEEMED NECESSARY.

Architect	ARB
Registration No.:	Date: 08.24.2018
Drawn by	ARB
Job Number:	1818
LEVEL 2 PLAN	
SCALE:	1/8" = 1'-0"

A1.20





REFLECTED CEILING PLAN SYMBOL LEGEND

- 2X4 INDIRECT/DIRECT LED FIXTURE
- RECESSED CAN
- DIRECTIONAL RECESSED CAN
- DECORATIVE PENDANT
- DECORATIVE MINI-PENDANT
- EXTERIOR RECESSED CAN
- EXTERIOR WALL SCNCE
- EXTERIOR WALL PACK
- GRID-MOUNTED RECESSED COVE LIGHT (RESTROOMS)
- HVAC SUPPLY REGISTER
- BATH EXHAUST FAN
- BATH VANITY FIXTURE
- ATTIC ACCESS HATCH
- FINISH CEILING HEIGHT
- EXIT SIGN
- VENTED SOFFIT - STEALTH SOFFIT
- METAL SOFFIT TO COORDINATE
- GWB CEILING
- 2x2 GRID CEILING



ID8Architecture, LLC  
414 Main Ave. Suite 3  
Brookings, SD 57006  
(C) 605-695-9635  
(W) www.id8arc.com

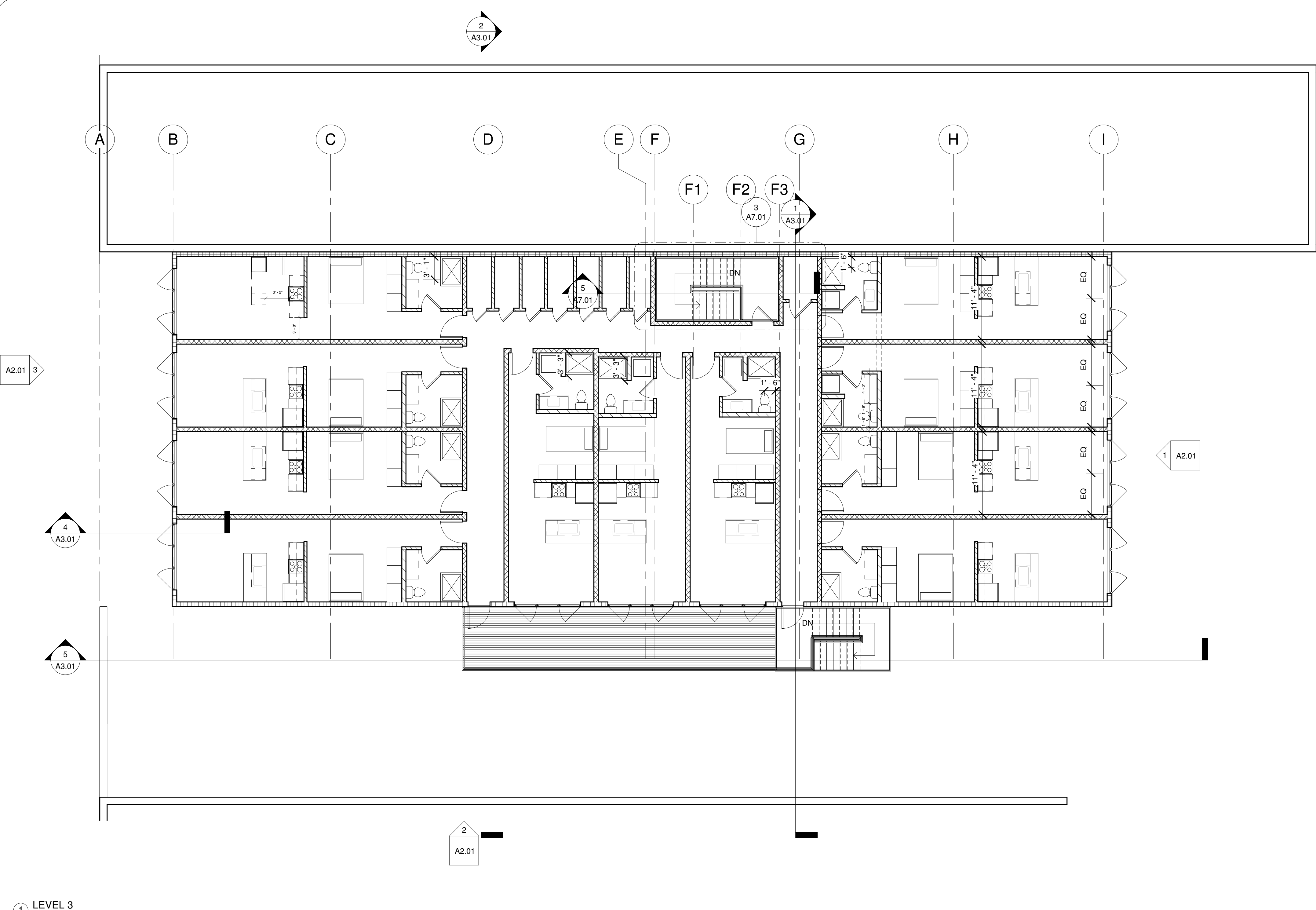
No.	Description	Date

BEN FRANKLIN BUILDING

ALL DIMENSIONS & SIZE DESIGNATIONS ARE SUBJECT TO VERIFICATION ON THE JOBSITE AND ADJUSTMENTS TO FIT JOB CONDITIONS AS DEEMED NECESSARY.

Architect	ARB
Registration No.:	Date: 08.24.2018
Drawn by	ARB
Job Number:	1818
LEVEL 2 REFLECTED CEILING PLAN	
SCALE:	As indicated

A1.21



① LEVEL 3  
1/8" = 1'-0"



ID8Architecture, LLC  
414 Main Ave. Suite 3  
Brookings, SD 57006  
(C) 605-695-9635  
(W) www.id8arc.com

No.	Description	Date

BEN FRANKLIN BUILDING

Enter address here

ALL DIMENSIONS & SIZE DESIGNATIONS ARE SUBJECT TO VERIFICATION ON THE JOBSITE AND ADJUSTMENTS TO FIT JOB CONDITIONS AS DEEMED NECESSARY.

Architect	
ARB	
Registration No.:	Date: 08.24.2018
Drawn by	
ARB	
Job Number:	
1818	
LEVEL 3 PLAN	
SCALE:	1/8" = 1'-0"

A1.30

[illegible]

# BEN FRANKLIN BUILDING

Enter address here

ALL DIMENSIONS & SIZE DESIGNATIONS ARE SUBJECT TO VERIFICATION ON THE JOBSITE AND ADJUSTMENTS TO FIT JOB CONDITIONS AS DEEMED NECESSARY.

Architect  
ARB  
Registration No.:      Date:      08.24.2018

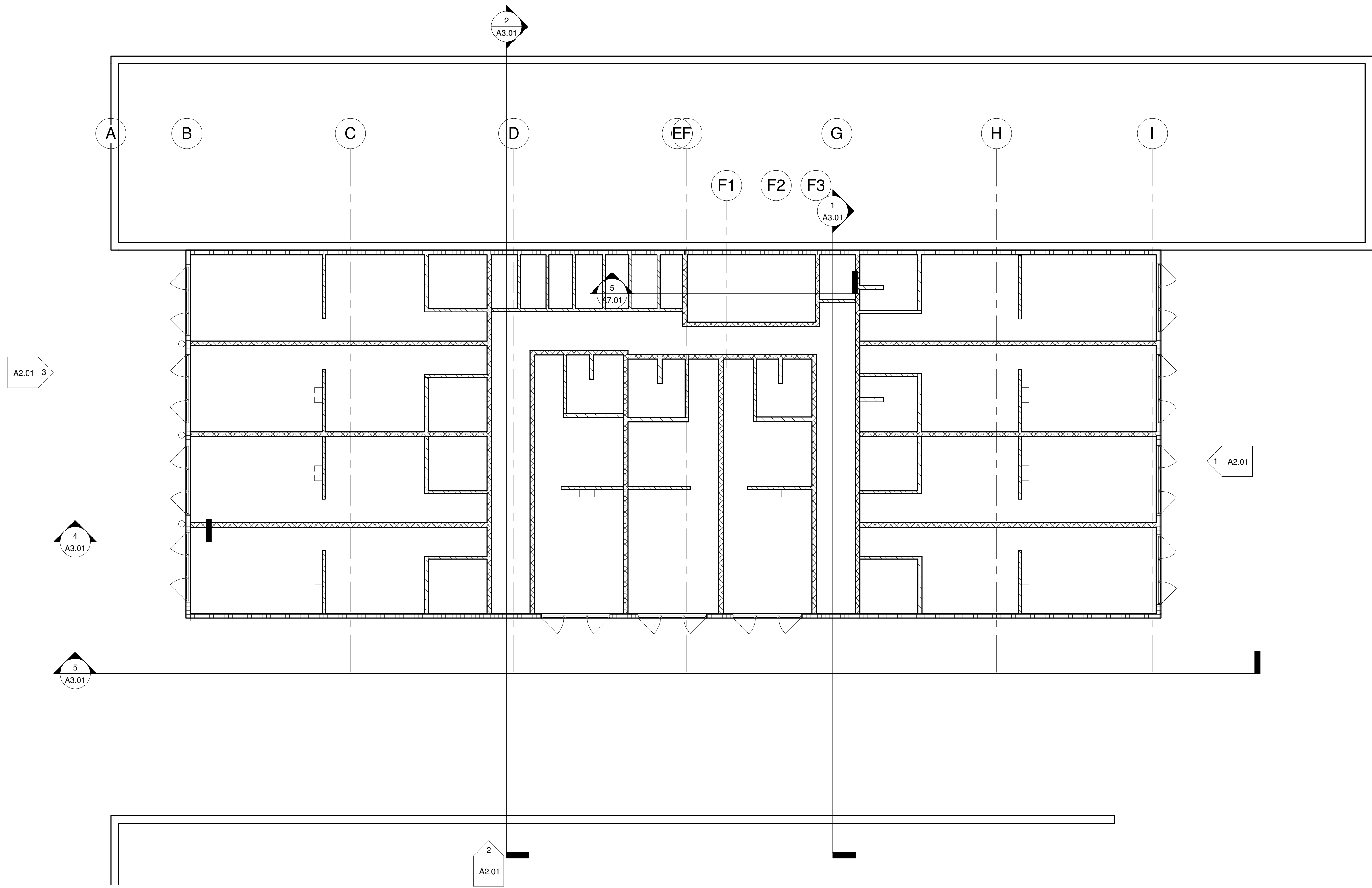
Drawn by  
ARB

Job Number:  
1818

LEVEL 3 REFLECTED  
CEILING PLAN

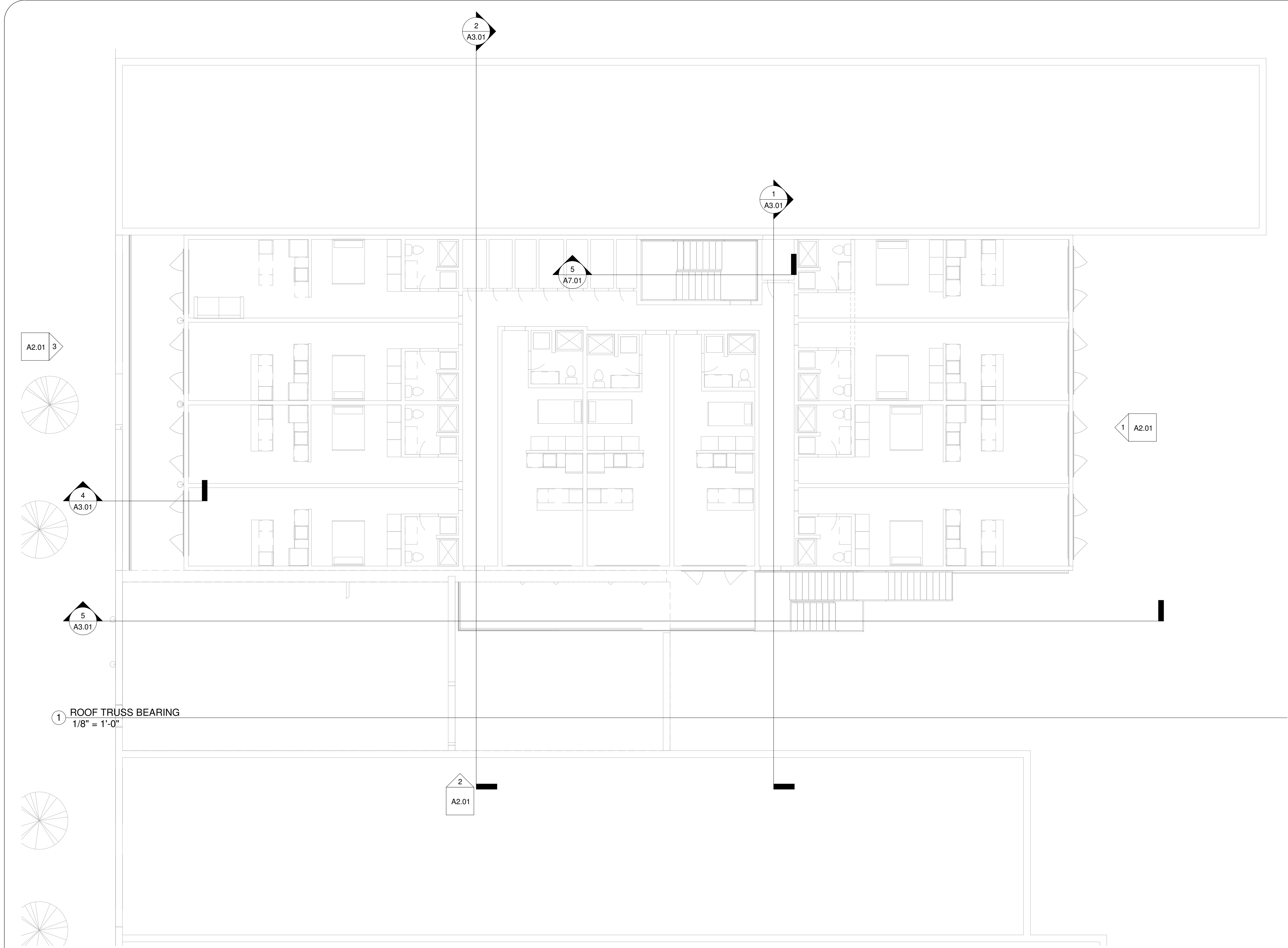
SCALE:  $1/8" = 1'-0"$

## A1.31



① LEVEL 3  
1/8" = 1'-0"





① ROOF TRUSS BEARING  
1/8" = 1'-0"



ID8Architecture, LLC  
414 Main Ave. Suite 3  
Brookings, SD 57006  
(C) 605-695-9635  
(W) www.id8arc.com

No.	Description	Date

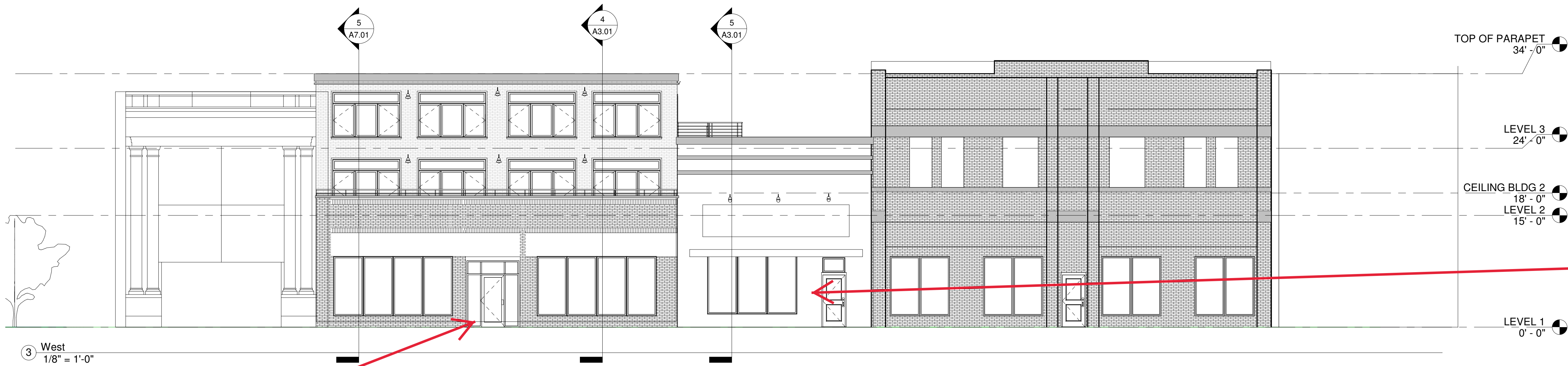
BEN FRANKLIN BUILDING

Enter address here

ALL DIMENSIONS & SIZE DESIGNATIONS ARE SUBJECT TO VERIFICATION ON THE JOBSITE AND ADJUSTMENTS TO FIT JOB CONDITIONS AS DEEMED NECESSARY.

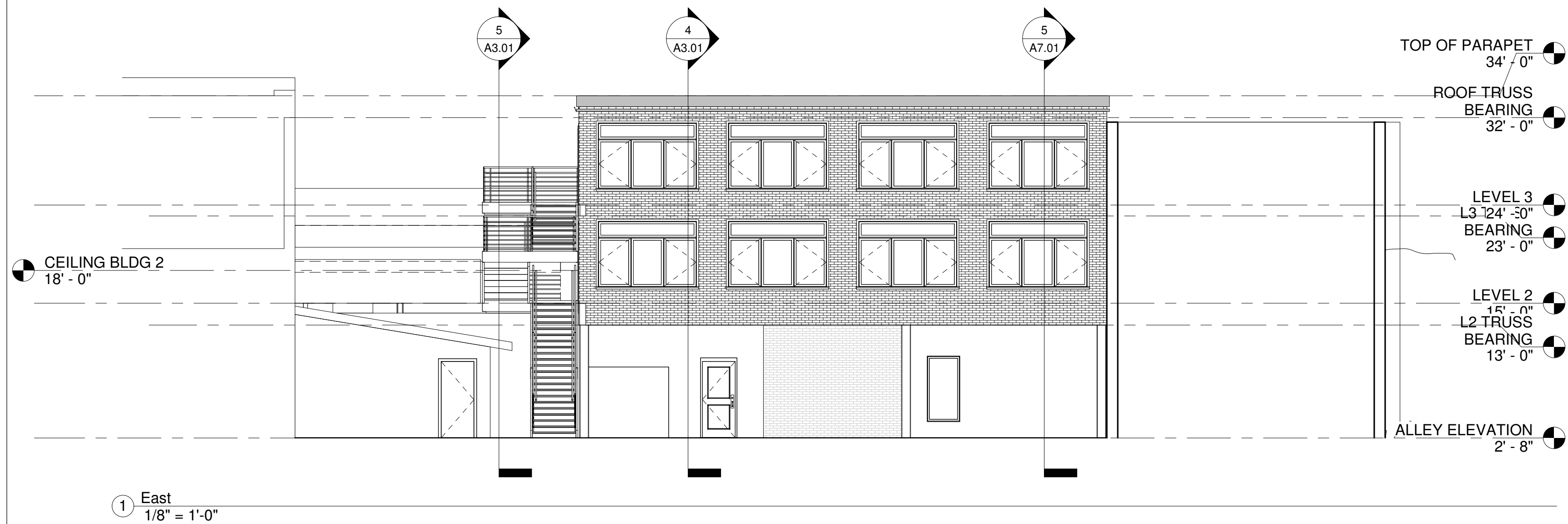
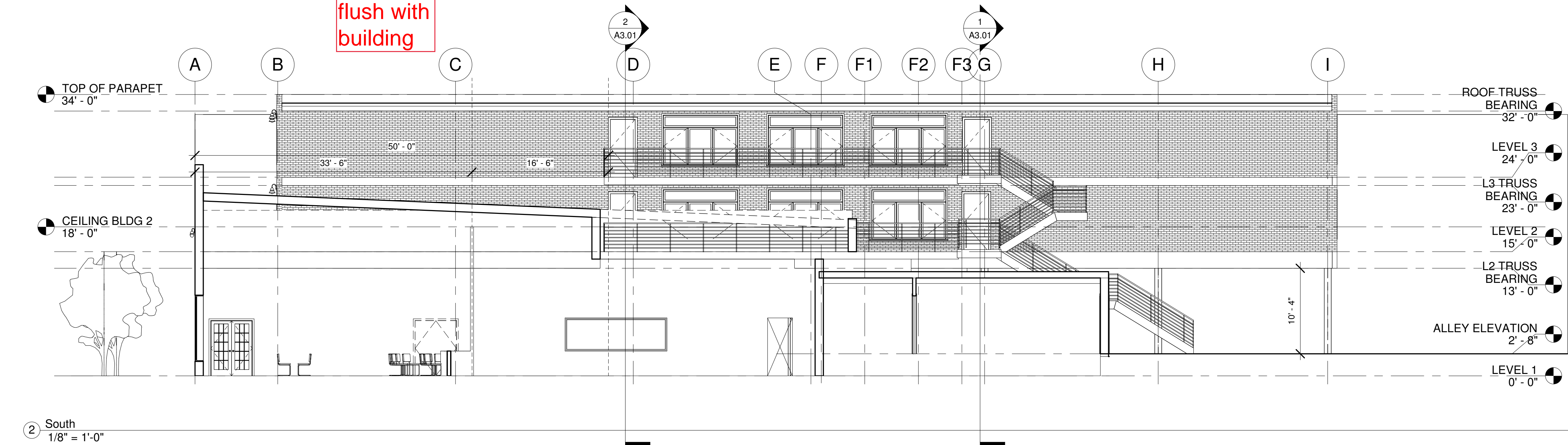
Architect		
ARB		
Registration No.:	Date:	08.24.2018
Drawn by		
ARB		
Job Number:		
1818		
ROOF PLAN		
SCALE:	1/8" = 1'-0"	

A1.40



Note as  
flush with  
building

Show as  
garage  
door



ID8Architecture, LLC  
414 Main Ave. Suite 3  
Brookings, SD 57006  
(C) 605-695-9635  
(W) www.id8arc.com

No.	Description	Date

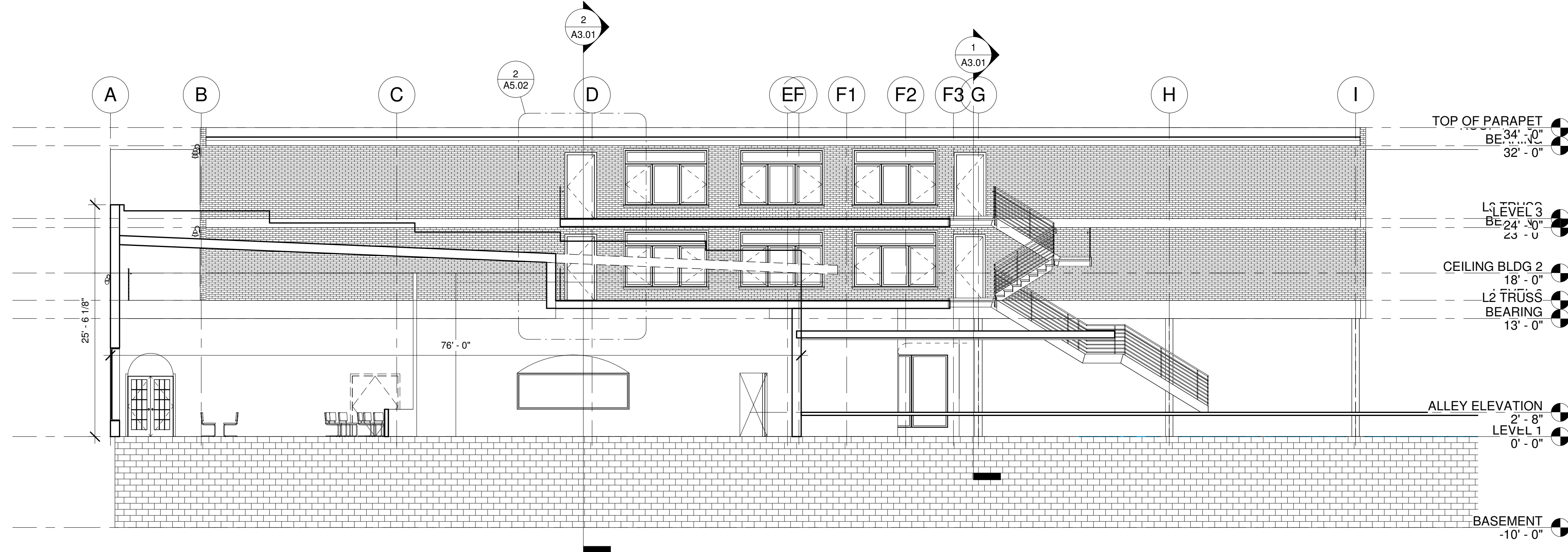
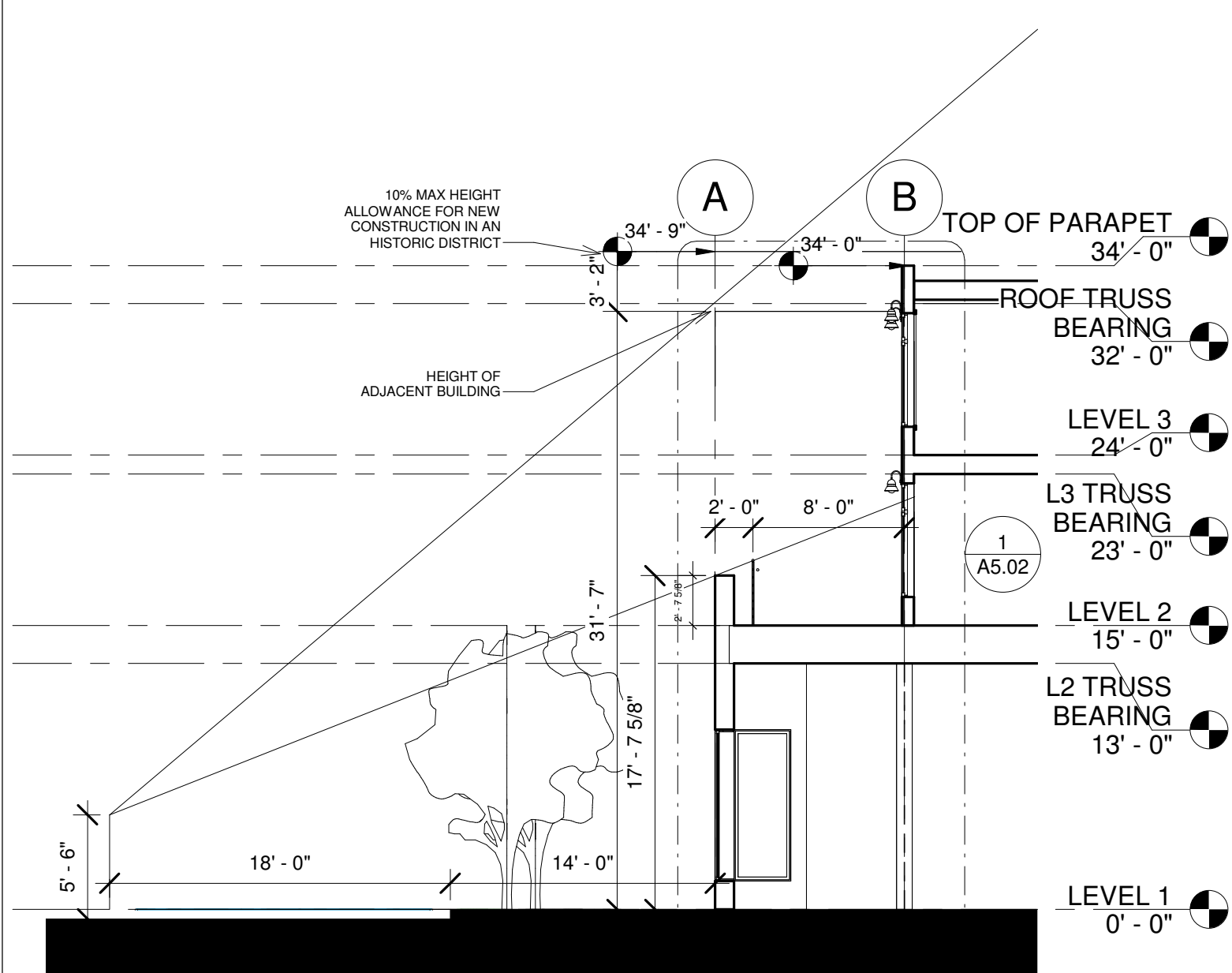
BEN FRANKLIN BUILDING

Enter address here

ALL DIMENSIONS & SIZE DESIGNATIONS ARE SUBJECT TO VERIFICATION ON THE JOBSITE AND ADJUSTMENTS TO FIT JOB CONDITIONS AS DEEMED NECESSARY.

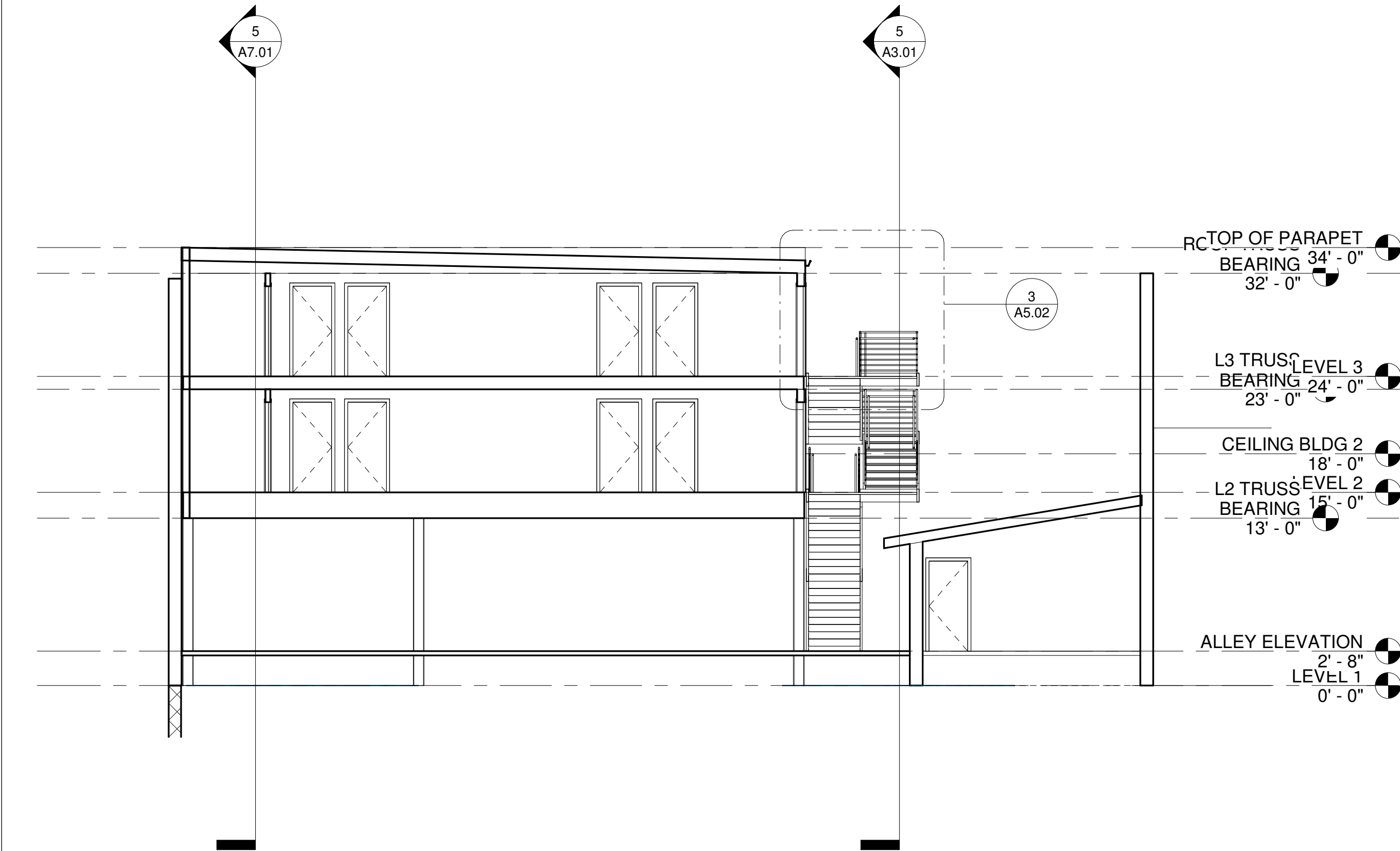
Architect	ARB
Registration No.:	Date: 08.24.2018
Drawn by	ARB
Job Number:	1818
EXTERIOR ELEVATIONS	
SCALE:	1/8" = 1'-0"

A2.01



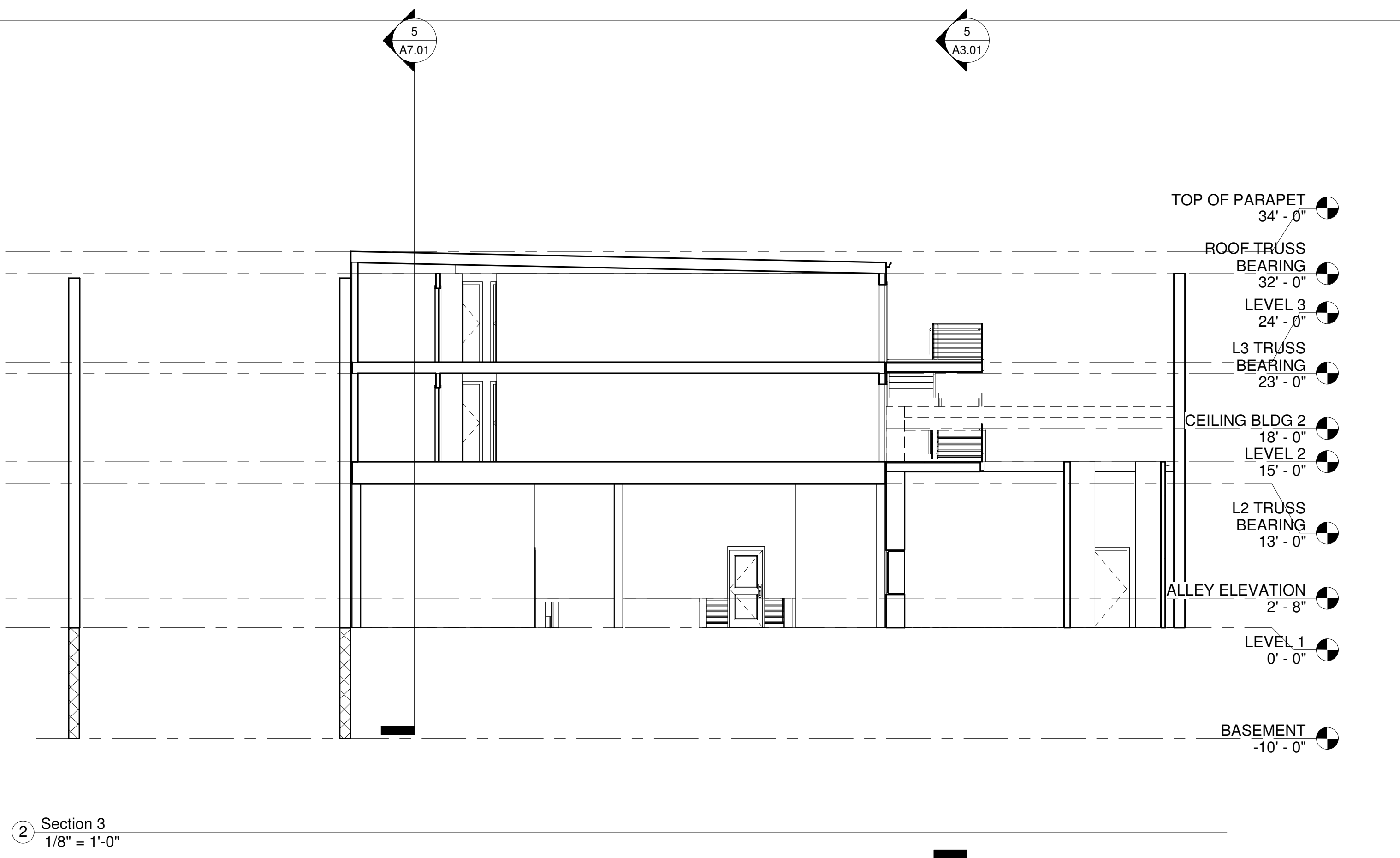
4 Section 5  
1/8" = 1'-0"

5 Section 6  
1/8" = 1'-0"



1 Section 2  
1/8" = 1'-0"

2 Section 3  
1/8" = 1'-0"



ID8Architecture, LLC  
414 Main Ave. Suite 3  
Brookings, SD 57006  
(C) 605-695-9635  
(W) www.id8arc.com

No.	Description	Date

# BEN FRANKLIN BUILDING

Enter address here

ALL DIMENSIONS & SIZE DESIGNATIONS ARE SUBJECT TO VERIFICATION ON THE JOBSITE AND ADJUSTMENTS TO FIT JOB CONDITIONS AS DEEMED NECESSARY.

Architect  
Checker  
Registration No.:      Date: 08.24.2018

Drawn by  
Author

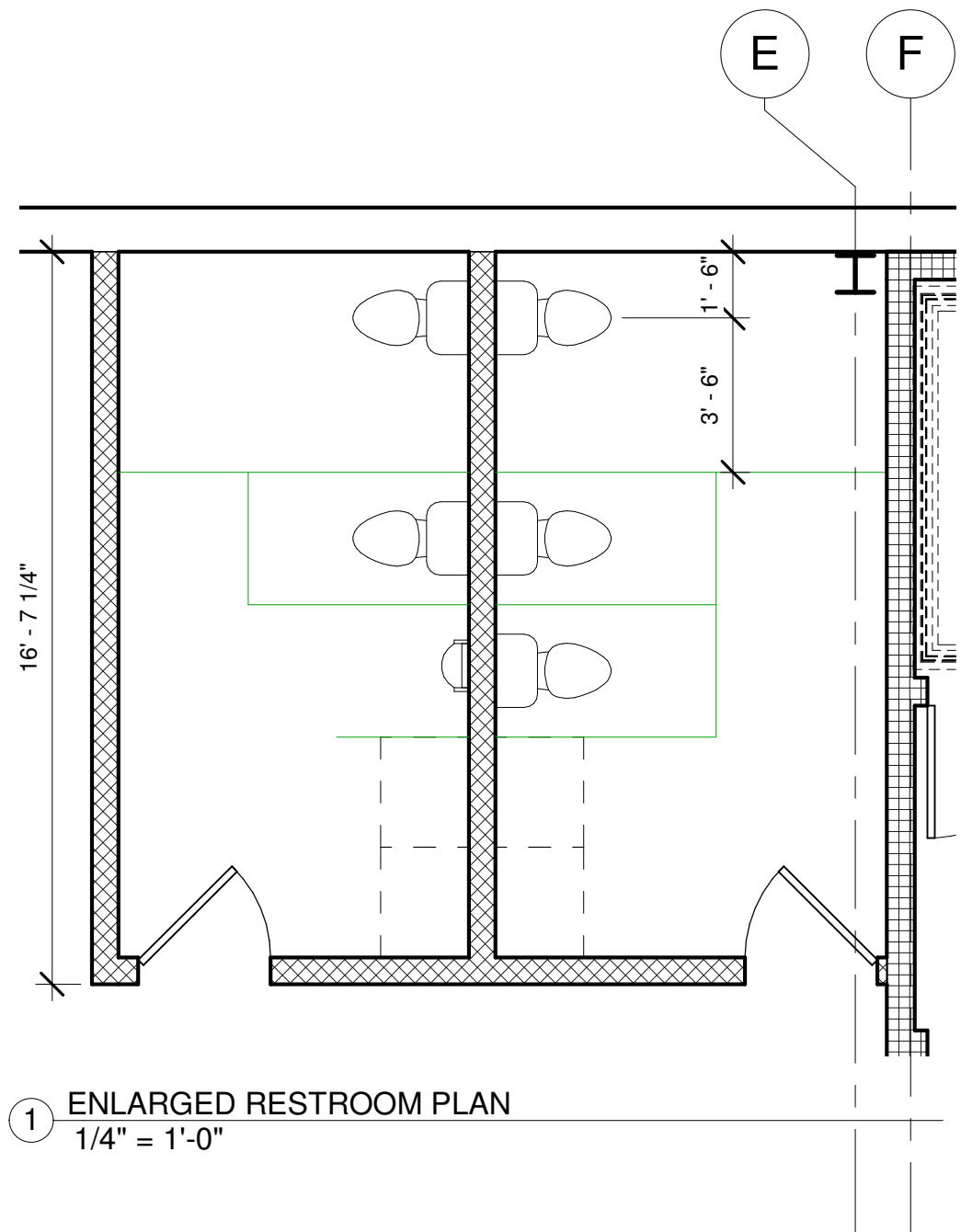
Job Number:  
1818

SECTIONS

SCALE: 1/8" = 1'-0"

A3.01





1 ENLARGED RESTROOM PLAN  
1/4" = 1'-0"



ID8Architecture, LLC  
414 Main Ave. Suite 3  
Brookings, SD 57006  
(C) 605-695-9635  
(W) www.id8arc.com

No.	Description	Date

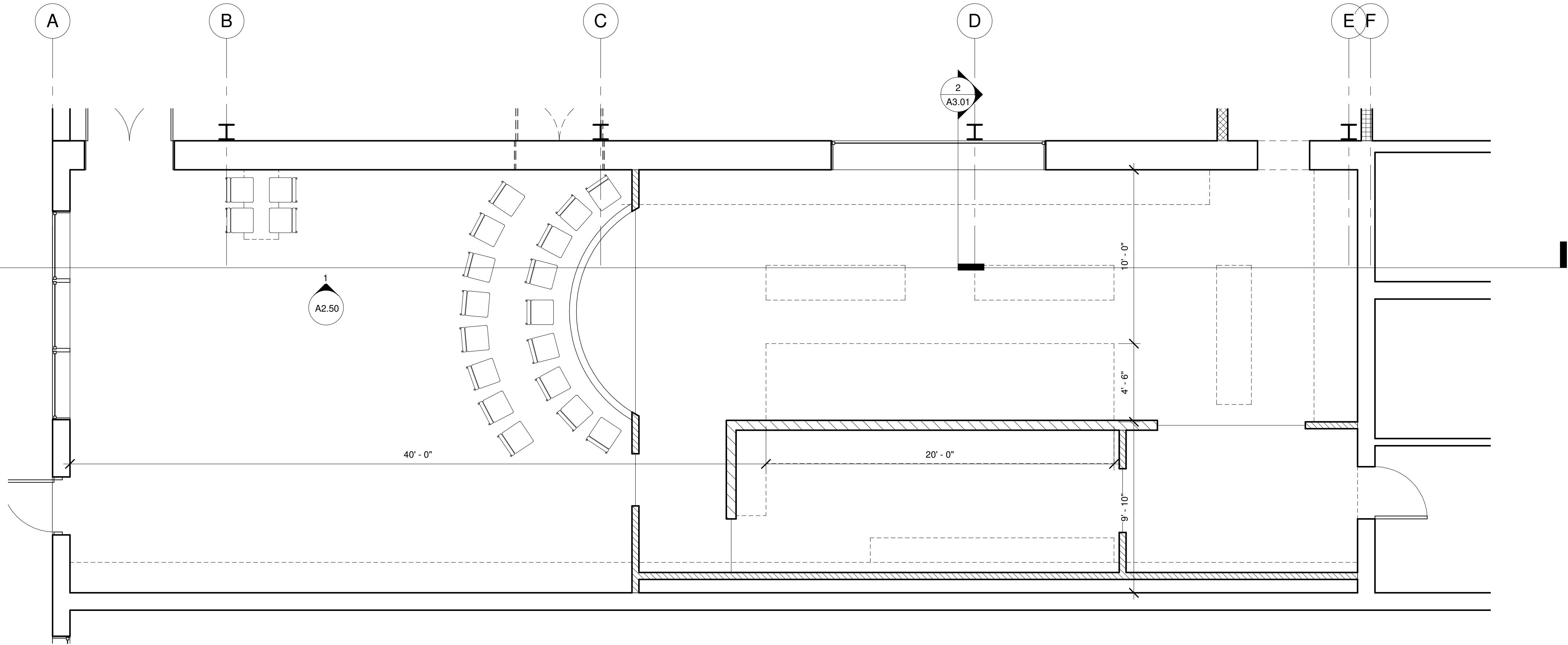
BEN FRANKLIN BUILDING

Enter address here

ALL DIMENSIONS & SIZE DESIGNATIONS ARE SUBJECT TO VERIFICATION ON THE JOBSITE AND ADJUSTMENTS TO FIT JOB CONDITIONS AS DEEMED NECESSARY.

Architect		
ARB		
Registration No.:	Date:	08.24.2018
Drawn by		
ARB		
Job Number:		
1818		
ENLARGED PLAN AREA - PUBLIC RESTROOMS		
SCALE:		1/4" = 1'-0"

A4.01



1 Level 1 - Callout 1  
1/4" = 1'-0"

2  
A2.01



ID8Architecture, LLC  
414 Main Ave. Suite 3  
Brookings, SD 57006  
(C) 605-695-9635  
(W) www.id8arc.com

No.	Description	Date

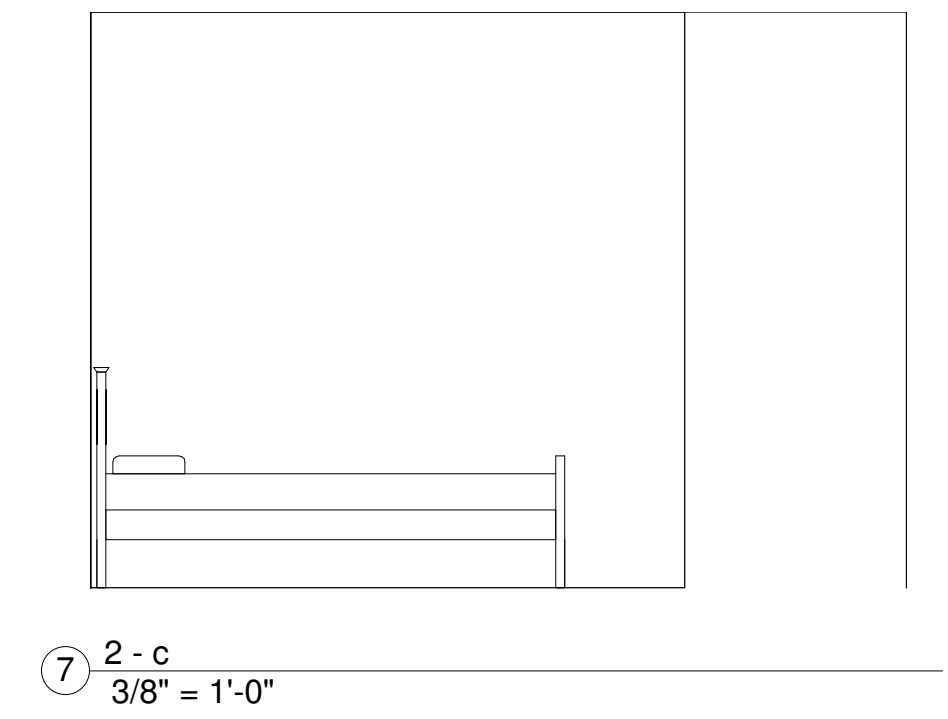
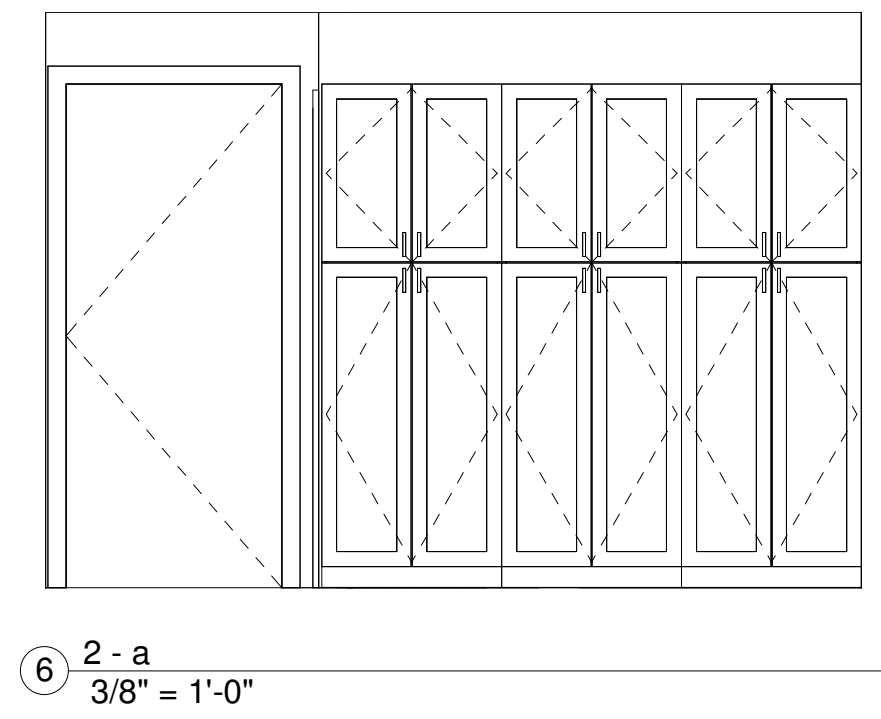

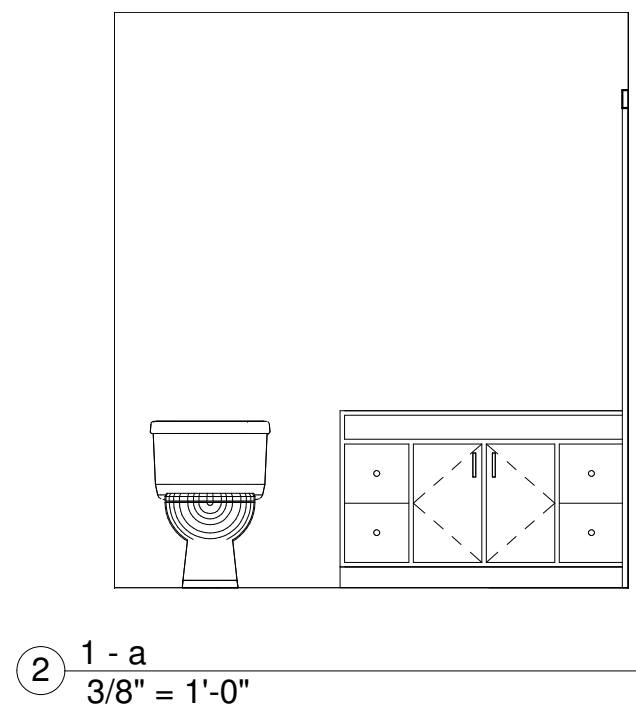
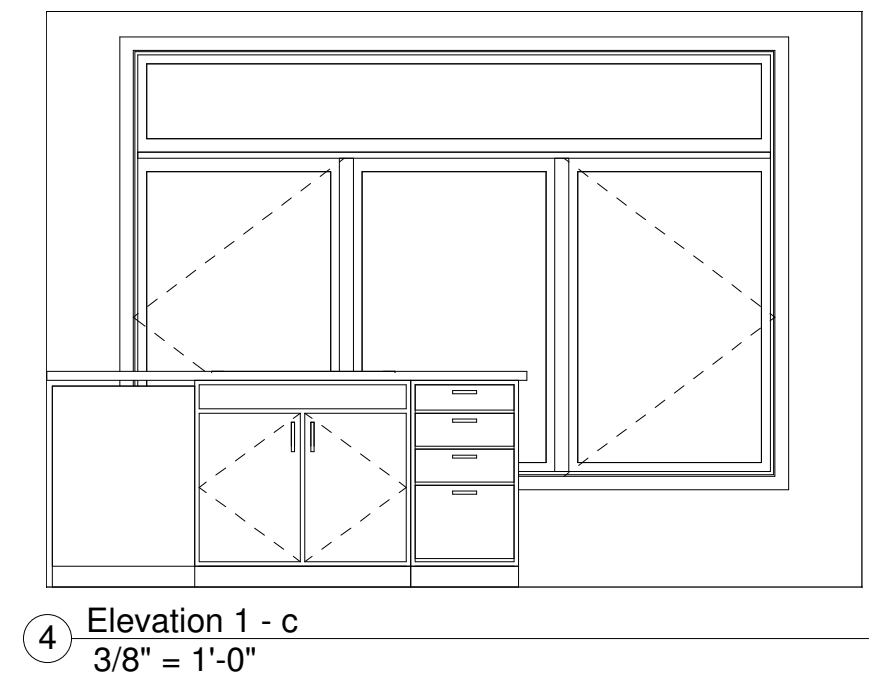
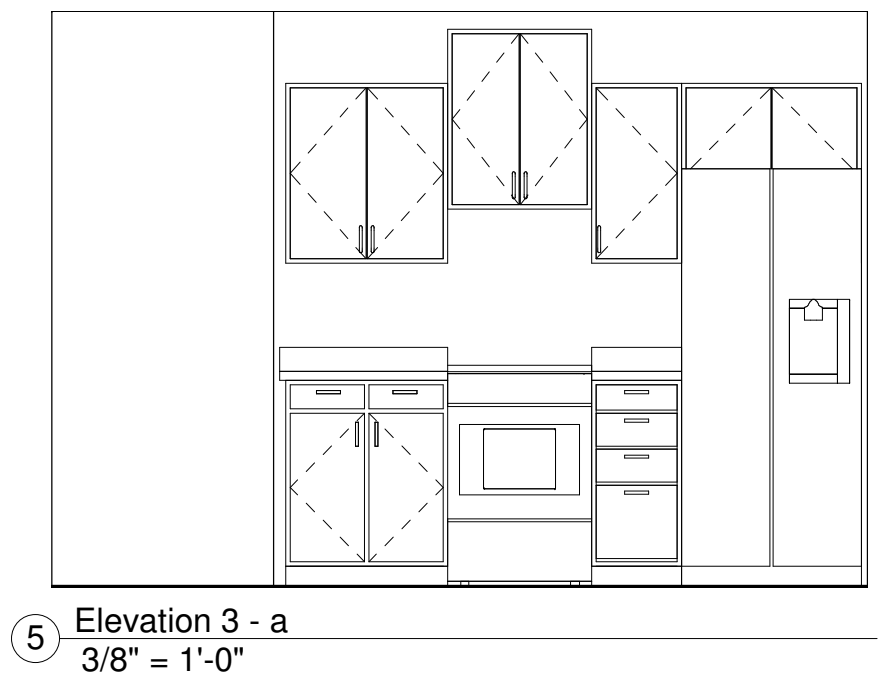
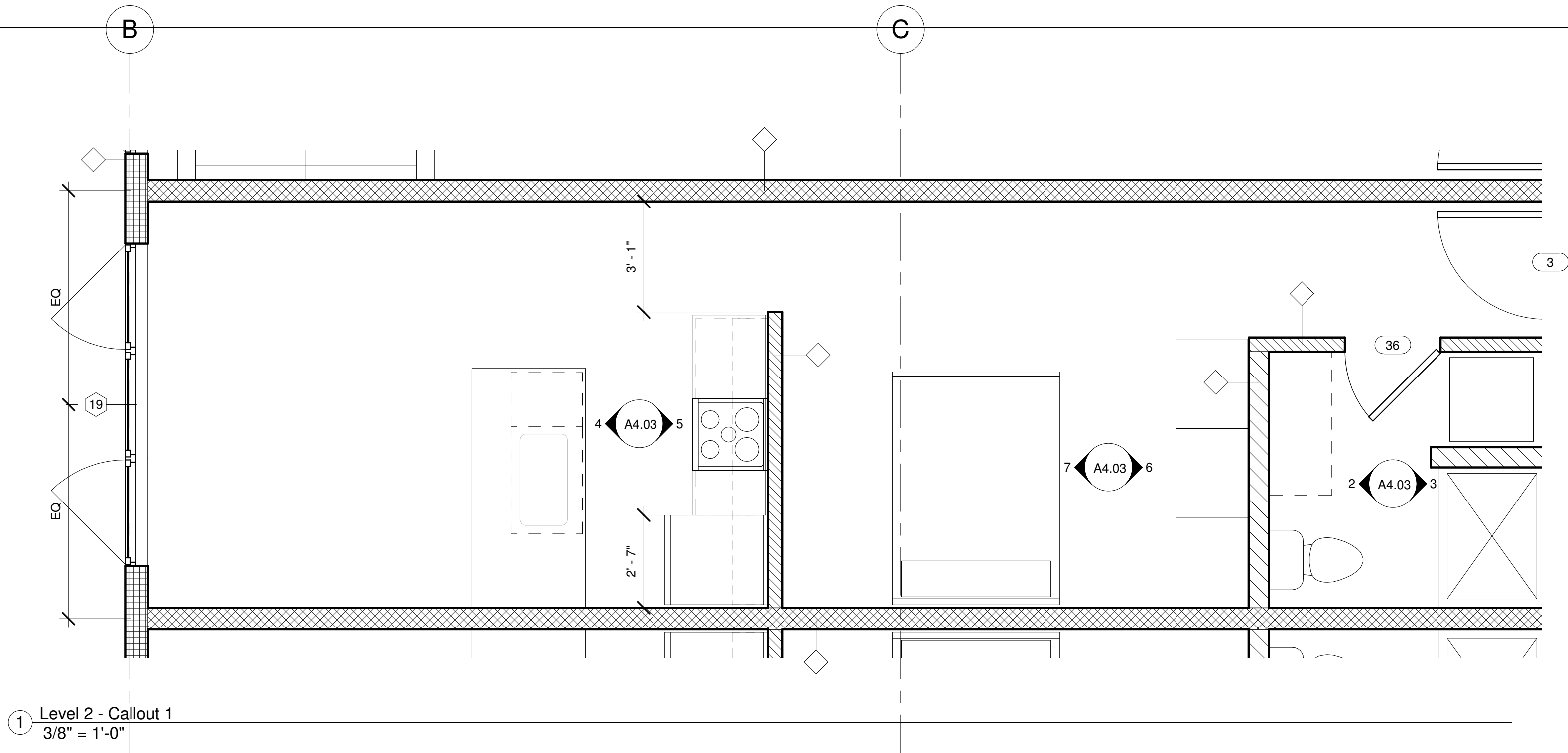
BEN FRANKLIN BUILDING

Enter address here

ALL DIMENSIONS & SIZE DESIGNATIONS ARE SUBJECT TO VERIFICATION ON THE JOBSITE AND ADJUSTMENTS TO FIT JOB CONDITIONS AS DEEMED NECESSARY.

Architect	ARB
Registration No.:	Date: 08.24.2018
Drawn by	ARB
Job Number:	1818
ENLARGED PLAN AREA - COMMUNITY KITCHEN	
SCALE:	1/4" = 1'-0"

A4.02



**CASEWORK ANNOTATION**

BASE / WALL    HEIGHT

2W303015

# OF DOORS\*    WIDTH    DEPTH\*\*

\*IF THE NUMBER OF DOORS IS NOT GIVEN, IT IS A SINGLE DOOR CABINET.

\*\*IF THE DEPTH IS NOT GIVEN, ASSUME A STANDARD BASE DEPTH OF 24" AND UPPER DEPTH OF 12".

**ID8**  
ARCHITECTURE  
414 MAIN AVE. SUITE 3 | BROOKINGS, SD 57006  
(C) 605-695-9635  
(W) www.id8arc.com

**ID8Architecture, LLC**  
414 Main Ave. Suite 3  
Brookings, SD 57006  
(C) 605-695-9635  
(W) www.id8arc.com

No.	Description	Date

**BEN FRANKLIN BUILDING**

Enter address here

ALL DIMENSIONS & SIZE DESIGNATIONS ARE SUBJECT TO VERIFICATION ON THE JOBSITE AND ADJUSTMENTS TO FIT JOB CONDITIONS AS DEEMED NECESSARY.

Architect  
**ARB**

Registration No.:      Date:      08.24.2018

Drawn by  
**ARB**

Job Number:  
**1818**

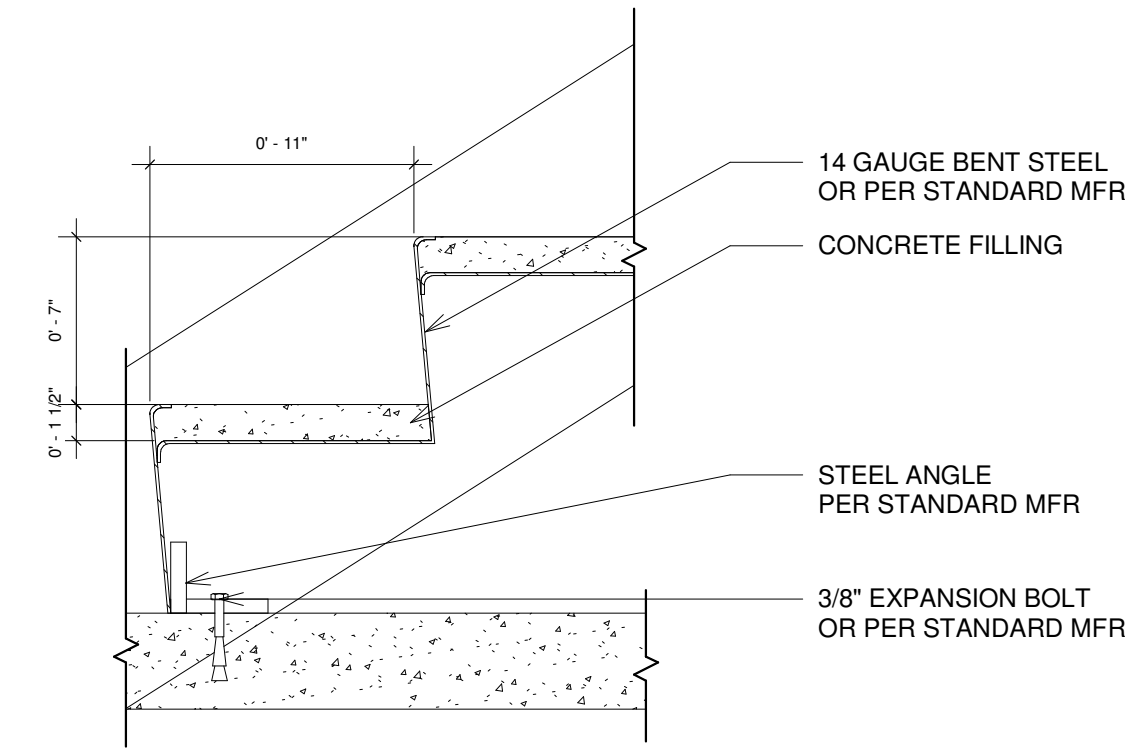
**ENLARGED PLAN AREA - UNIT TYPICAL**

SCALE:      As indicated

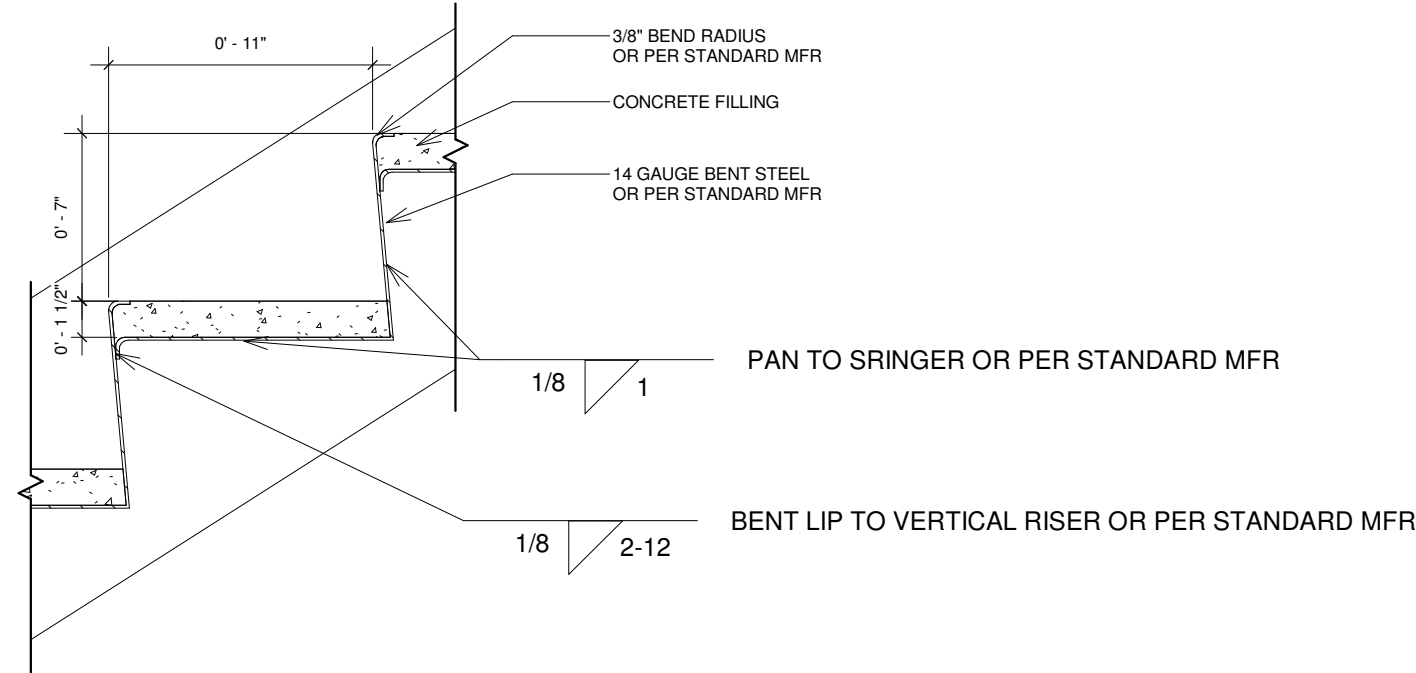
**A4.03**

9/7/2018 4:59:36 PM

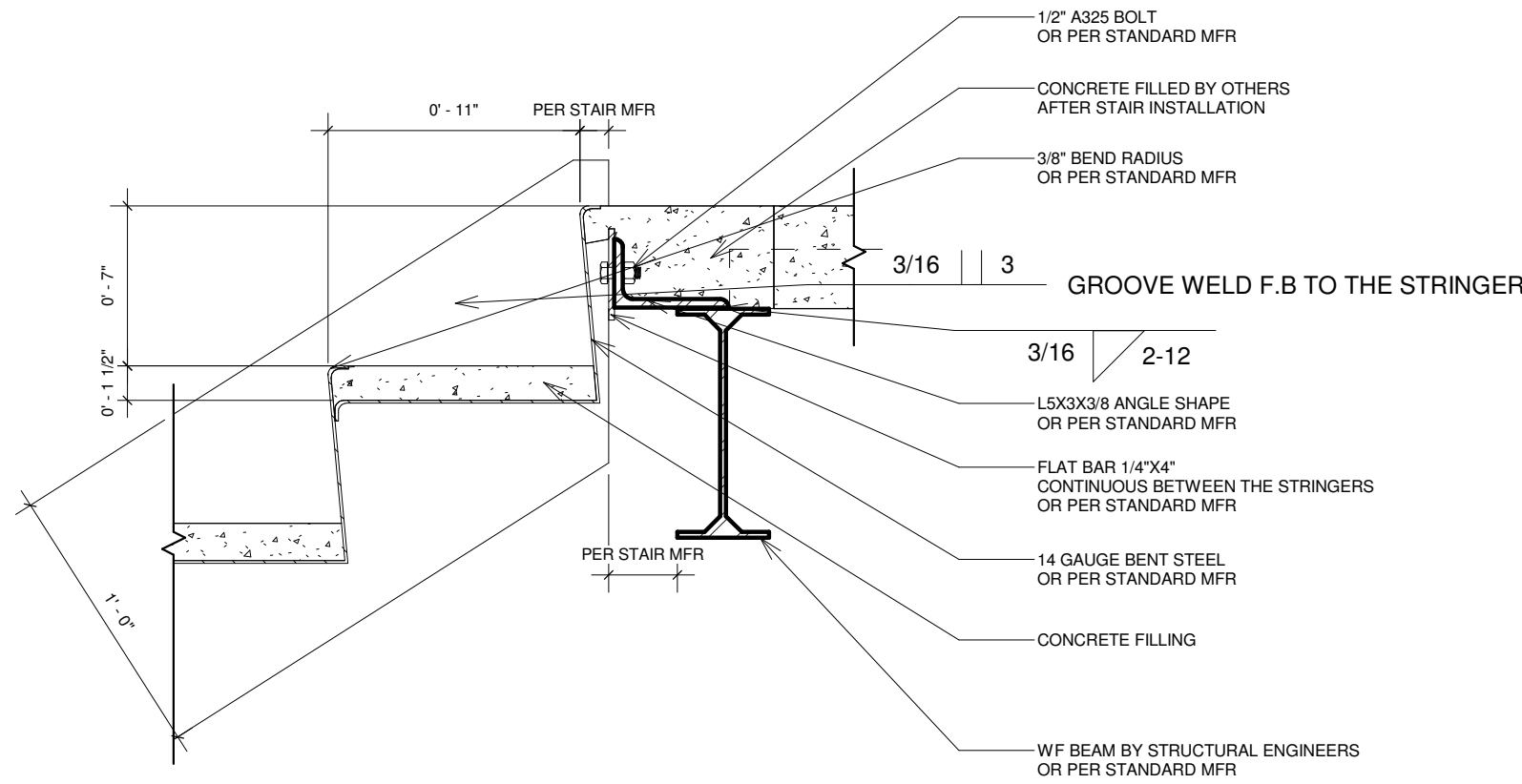




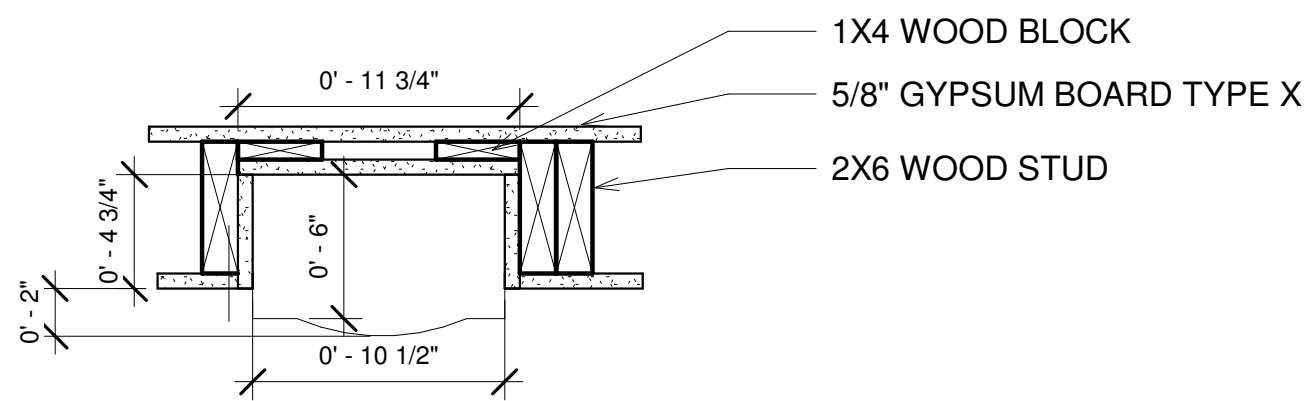
1 STEEL PAN STAIR BOTTOM CONNECTION  
1 1/2" = 1'-0"



3 STEEL PAN STAIR TREAD/ RISER  
1 1/2" = 1'-0"



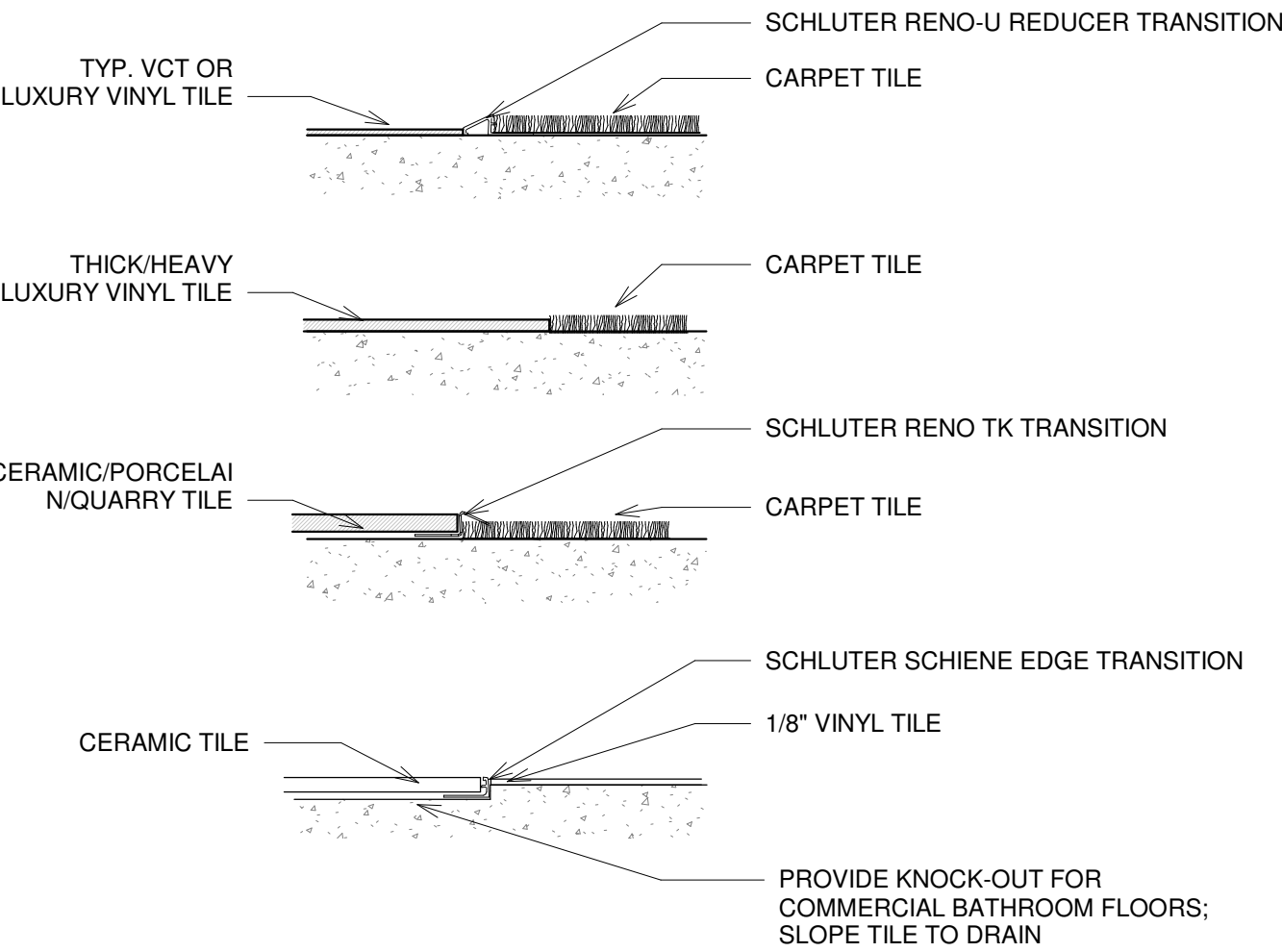
2 STEEL PAN STAIR TOP CONNECTION  
1 1/2" = 1'-0"



5 2X6 FIRE EXTINGUISHER  
1 1/2" = 1'-0"

FLOOR TRANSITION NOTES:

1. PATCH & LEVEL CONCRETE SLAB AS NEEDED FOR INSTALL
2. ALL FLOOR LEVEL CHANGES MUST COMPLY WITH ADA CODE FOR ACCESSIBLE TRANSITION HEIGHTS AND BEVELS.
3. FLOOR TRANSITION LEVEL CHANGES UP TO 1/4" MAY BE VERTICAL. CHANGES IN LEVEL BETWEEN 1/4" AND 1/2" SHALL BE BEVELED WITH A SLOPE NO GREATER THAN 2:1 WITH NO FLOOR MATERIAL TRANSITION GREATER THAN 1/2" ALLOWED.
4. TYP. FOR ALL FLOOR TRANSITIONS.
5. DOOR CLEARANCES SHALL BE PER DOOR MANUFACTURER'S STANDARDS OR AS REQUIRED BY CODE.
6. UNDERCUT DOORS BY NO MORE THAN 3/4" IN ACCORDANCE WITH NFPA80.
7. FIELD VERIFY & COORDINATE HEIGHTS OF MATERIALS PRIOR TO FABRICATION AND/OR INSTALLATION OF TRANSITION STRIPS.
8. WHERE ADJACENT FLOORING PRODUCTS ARE DESIGNED TO COORDINATE AND SEAMLESSLY TRANSITION WITHOUT A CHANGE IN HEIGHT, OMIT THE USE OF A FLOORING TRANSITION STRIP.
9. U.N.O.; USE THE LEAST OBTRUSIVE (NARROWEST) TRANSITION STRIP AVAILABLE FOR AN APPLICATION.
10. U.N.O.; FLOORING TRANSITIONS SHOULD BE CENTERED UNDER THE DOOR AT THRESHOLDS.



ID8Architecture, LLC  
414 Main Ave. Suite 3  
Brookings, SD 57006  
(C) 605-695-9635  
(W) www.id8arc.com

No.	Description	Date

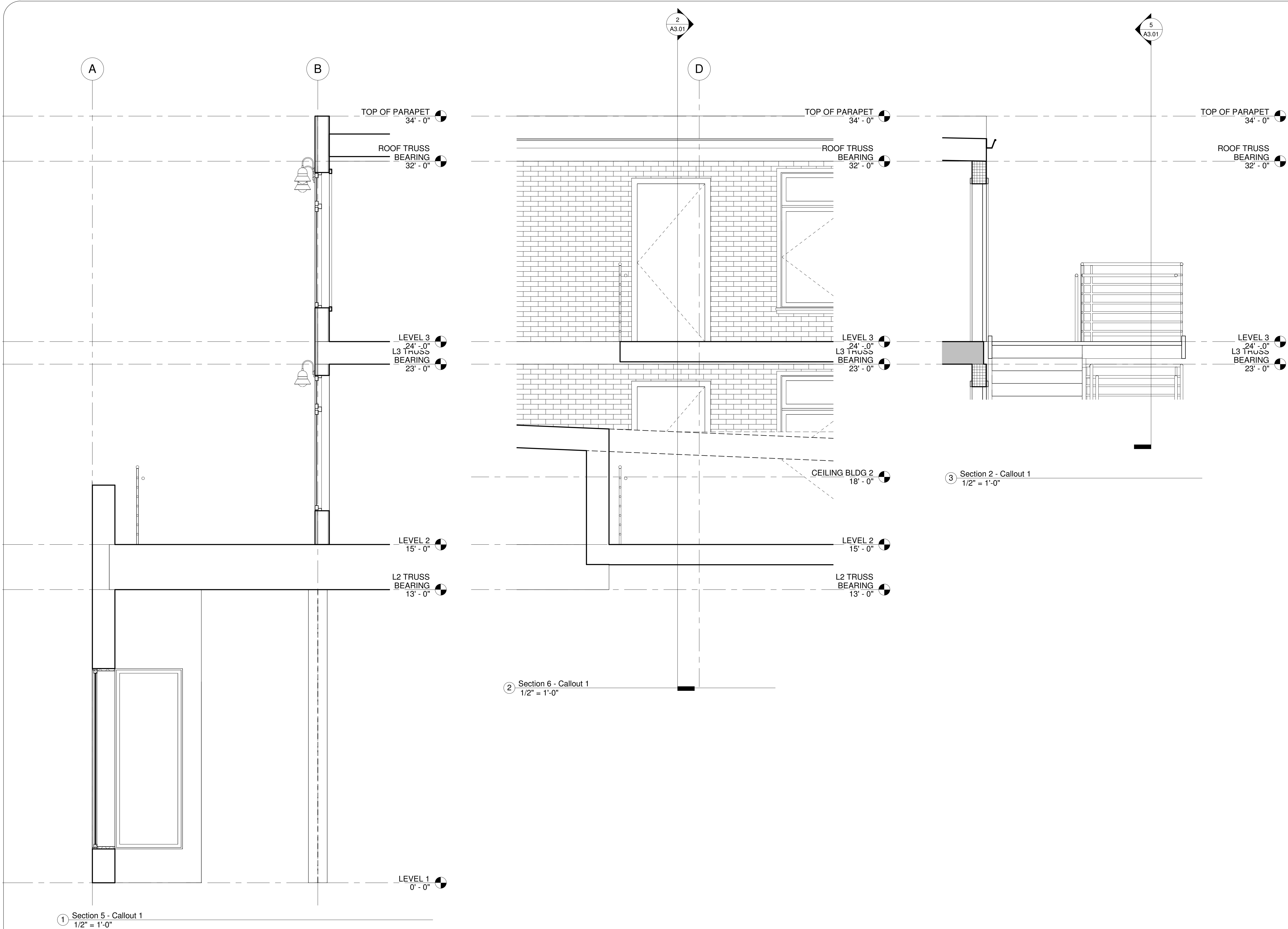
BEN FRANKLIN BUILDING

Enter address here

ALL DIMENSIONS & SIZE DESIGNATIONS ARE SUBJECT TO VERIFICATION ON THE JOBSITE AND ADJUSTMENTS TO FIT JOB CONDITIONS AS DEEMED NECESSARY.

Architect	ARB
Registration No.:	Date: 08.24.2018
Drawn by	ARB
Job Number:	1818
ARCHITECTURAL DETAILS	
SCALE:	As indicated

A5.01



ID8Architecture, LLC  
414 Main Ave. Suite 3  
Brookings, SD 57006  
(C) 605-695-9635  
(W) www.id8arc.com

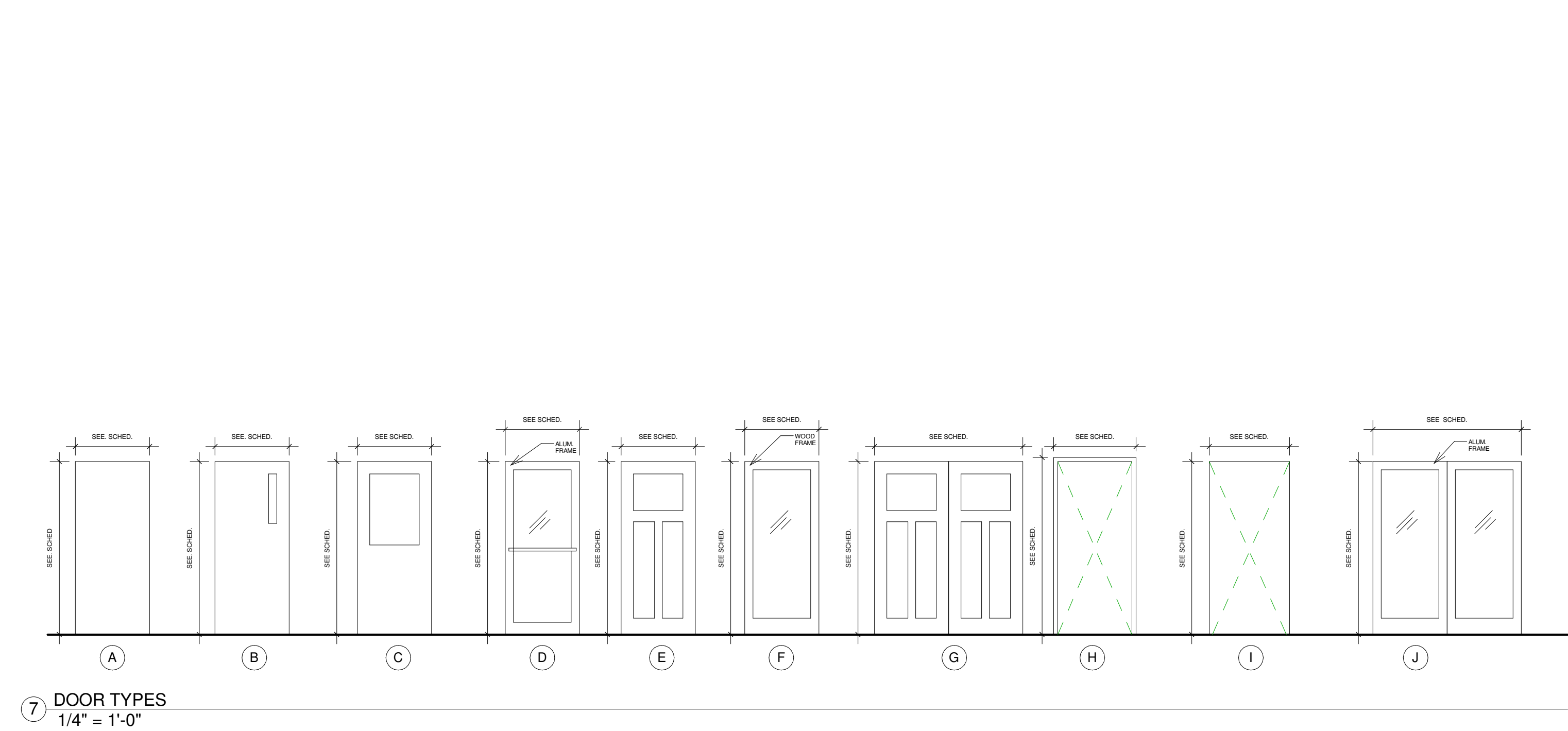
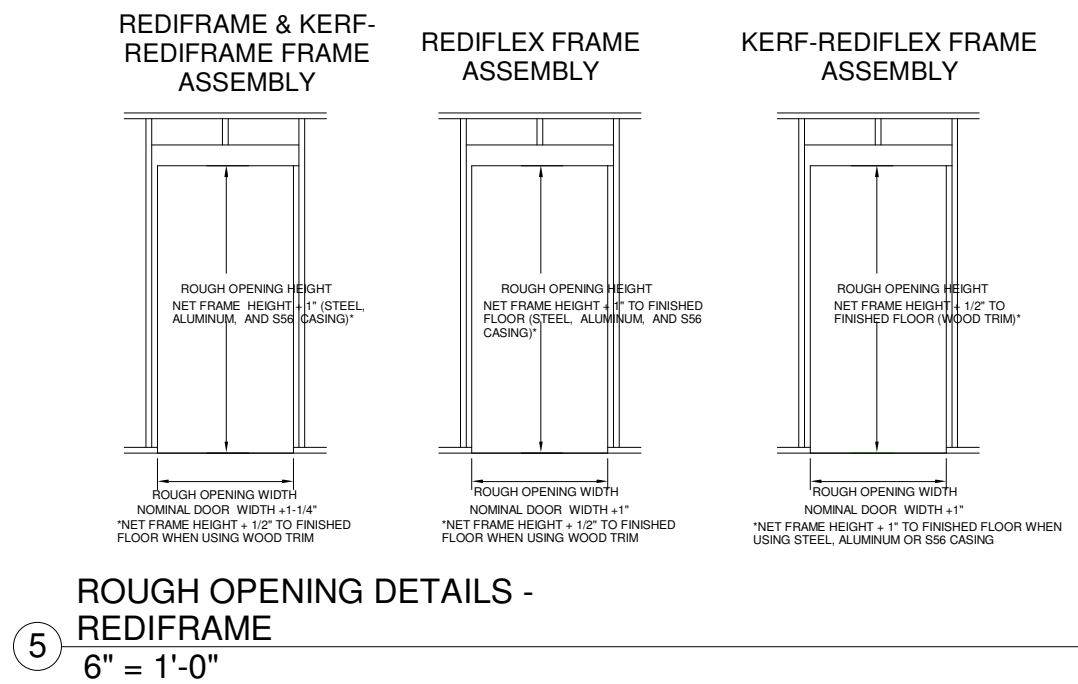
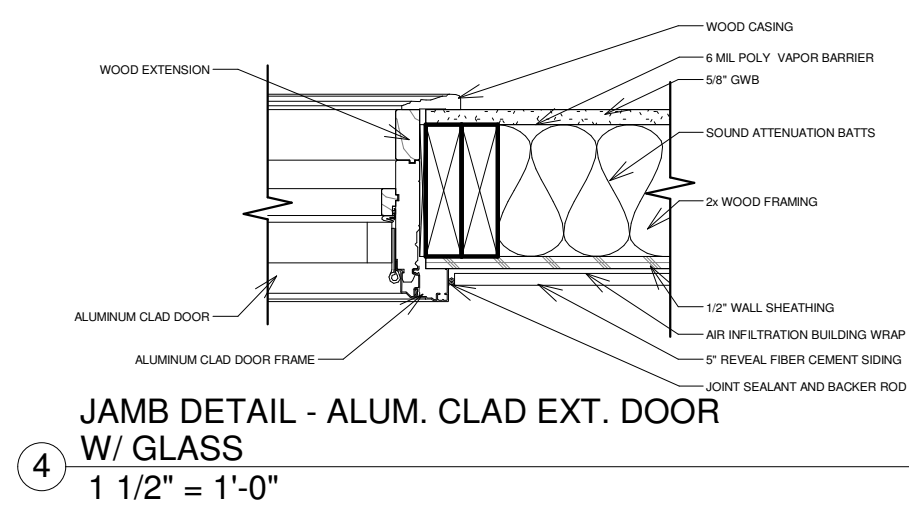
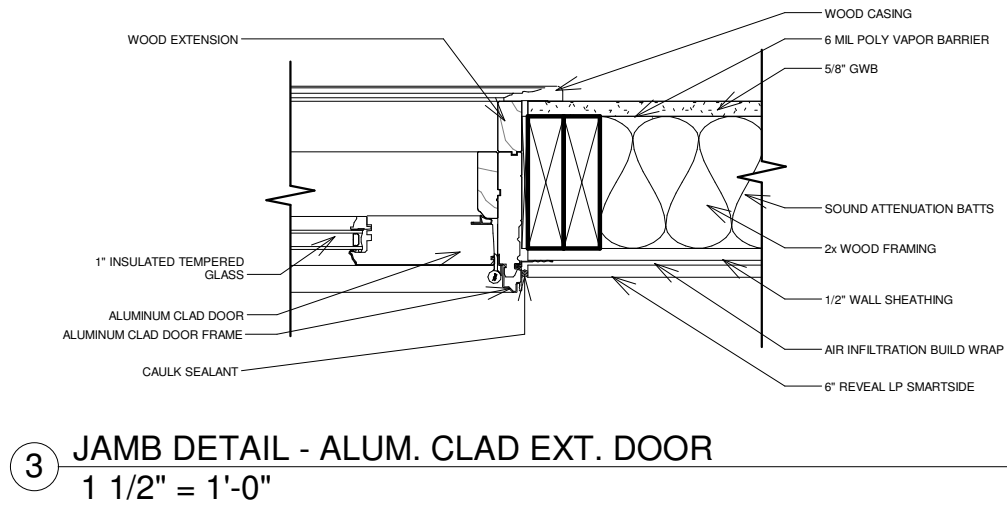
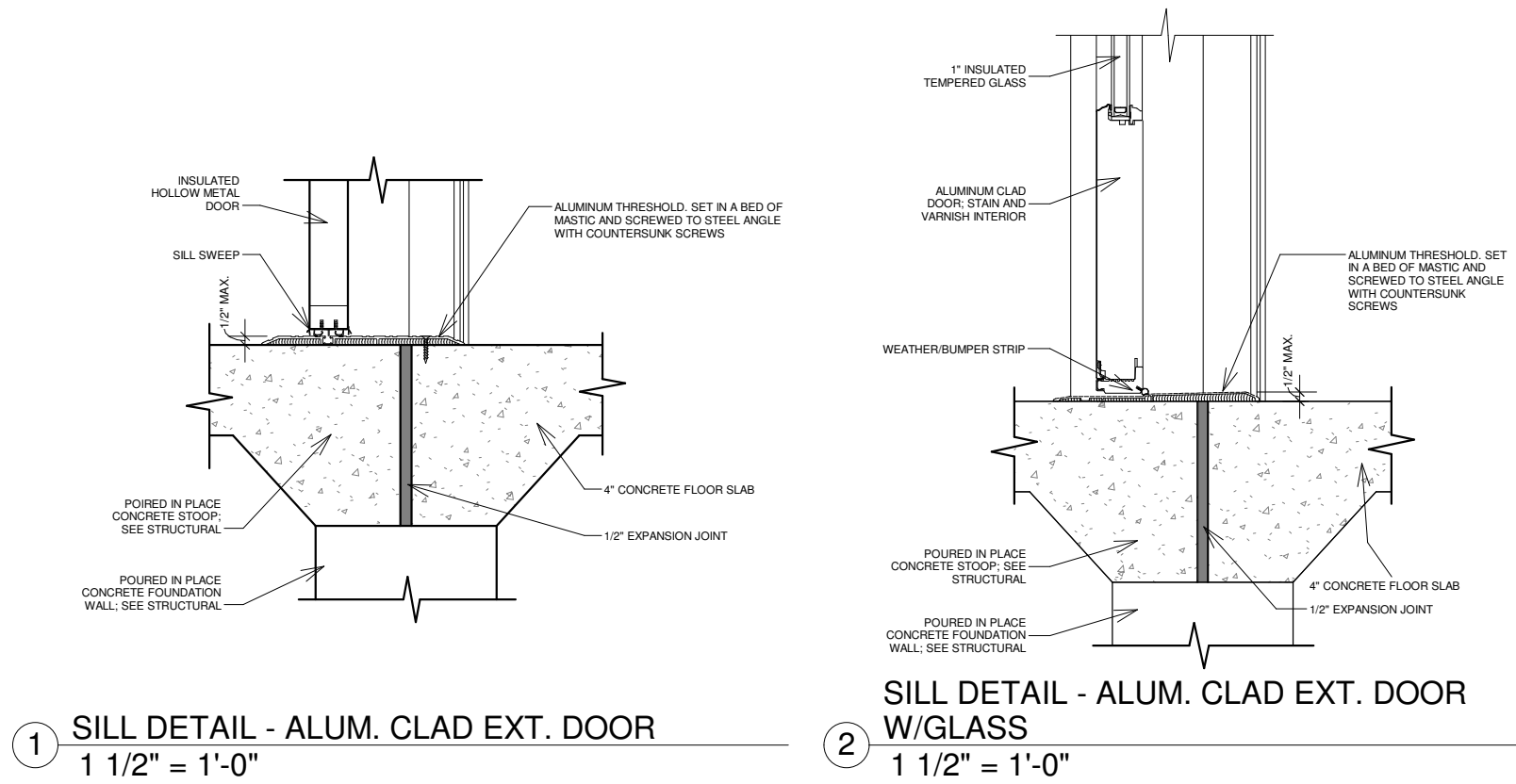
No.	Description	Date

BEN FRANKLIN BUILDING

Enter address here

ALL DIMENSIONS & SIZE DESIGNATIONS ARE SUBJECT TO VERIFICATION ON THE JOBSITE AND ADJUSTMENTS TO FIT JOB CONDITIONS AS DEEMED NECESSARY.

Architect	ARB
Registration No.:	Date: 08.24.2018
Drawn by	ARB
Job Number:	1818
ARCHITECTURAL DETAILS	
SCALE:	1/2" = 1'-0"



- DOOR NOTES:**
- WOOD DOORS ARE TO BE SOLID CORE HICKORY (OR PECAN) IN THE PANEL CONFIGURATION ILLUSTRATED.
  - WOOD DOOR TRIM IS TO BE 9/16 X 3" FLAT PROFILE; COORDINATE WITH DOOR AND CABINET SPECIES. VERIFY STAIN AND TRIM CONFIGURATION WITH ARCH. DOOR & TRIM STAIN TO BE "MOCHA"; VERIFY WITH THE ARCHITECT & OWNER. GC TO SUBMIT A STAIN SAMPLE ON THE APPROPRIATE WOOD SPECIES FOR FINAL APPROVAL.
  - WHERE REDI-FRAMES ARE SPECIFIED ADJACENT TO TILE, PROVIDE SNAP-ON COORDINATING METAL CASINGS TO ABUT TO ADJACENT WALL TILE.
  - WHERE REDI-FRAME DOOR FRAMES (AND CASINGS) ARE SPECIFIED, GC IS TO PRICE BASED ON STANDARD COLORS. USE REDIFRAME BROWN.
  - WHERE REDI-FRAMES ARE SPECIFIED AND NOT ADJACENT TO WALL TILE, WOOD CASING IS TO BE INSTALLED OVER TO MATCH. REMOVE FRAME TABS PRIOR TO INSTALL OF WOOD CASING.
- HARDWARE NOTES:**
- A. ACCESS CONTROLS WITH CARD READER  
B. ACCESS CONTROLS WITH NO CARD READER  
C. ACCESS CONTROL & CARD READER ROUGH-IN FOR FUTURE ADDITION  
D. SCHLAGE KEYPAD + MASTER KEY  
E. NOTE E: KEYED LEVER FOR TENANT + MASTER KEY  
F. NOTE F: ACCESS CONTROLS WITH CARD READER; CHECK REQUIREMENTS FOR A HINGE-SIDE FRAME-MOUNTED READER VS. MOUNTING ON STONE FACE OF BUILDING.  
G. COORDINATE REMOVABLE ASTRAGAL WITH ACCESS CONTROLS  
H. PROVIDE BUZZ-IN NOTIFICATION SYSTEM AT RECEPTION.  
I. PROVIDE POST-MOUNTED ADA PUSH-BUTTON AT EXTERIOR WALL MOUNTED AT INTERIOR.  
J. OPENING FINISHED PER ELEVATOR MFR.  
K. ALARM WILL SOUND UPON USE OF PANIC HARDWARE.
- 8 DOOR NOTES  
1 1/2" = 1'-0"

HARDWARE GROUPS																																																	
*NOTE: INTERIOR DOOR HARDWARE IS TO BE SATIN NICKEL (OR CLOSEST APPROXIMATION) UNLESS OTHERWISE NOTED.																																																	
<ul style="list-style-type: none"><li>Group 1A – Exterior Alum Entrance – (Double Doors)<ul style="list-style-type: none"><li>Hinges as required (by Alum.)</li><li>Exit device</li><li>Door closers/stops</li><li>Weatherstrip</li><li>ADA-compliant Threshold</li><li>Sweep</li><li>Drip cap</li></ul></li><li>Group 1B – Exterior Alum Entrance – (Single Door)<ul style="list-style-type: none"><li>Hinges as required (by Alum.) MFR.</li><li>ea. Exit device</li><li>1 ea. Door closer/stop</li><li>1 set weatherstrip</li><li>1 ea. Threshold</li><li>1 ea. Sweep</li><li>1 ea. drip cap</li></ul></li><li>Group 2A – Interior Alum. Entry (single door)<ul style="list-style-type: none"><li>Hinges as required (by Alum.)</li><li>1 ea. Exit device</li><li>1 ea. Door closer/stop</li><li>1 ea. Threshold</li><li>1 ea. Sweep</li><li>Access control system and electric strike power by others.</li></ul></li><li>Group 2B - Interior Alum. Entry (double door)<ul style="list-style-type: none"><li>Hinges as required (by Alum.) MFR.</li><li>Exit device</li><li>Door closer/stop</li><li>Threshold</li><li>Sweep</li><li>Access control system and electric strike power by others.</li></ul></li><li>Group 2C - Interior Alum. Entry (double door)<ul style="list-style-type: none"><li>Hinges as required (by Alum.)</li><li>Exit device</li><li>Door closer/stop (NO LOCKING)</li><li>Handles</li></ul></li><li>Group 3 – Interior Offices<ul style="list-style-type: none"><li>Hinges as required</li><li>Passage lever handle</li><li>1 ea. door stop (wall, baseboard, or floor?)</li></ul></li><li>Group 4 – Conference, HR<ul style="list-style-type: none"><li>Hinges as required</li><li>Passage lever handle</li><li>1 ea. door stop (wall, baseboard, or floor?)</li><li>1 set acoustical gasketing</li></ul></li><li>Group 5 – Single-use Restrooms<ul style="list-style-type: none"><li>Spring Hinges</li><li>Locking lever handle – thumbturn/button</li><li>1 ea. door stop (wall, baseboard, or floor?)</li></ul></li><li>Group 6 – (Back of house security door)<ul style="list-style-type: none"><li>Hinges as required</li><li>Privacy lever handle</li><li>1 ea. Door closer/stop</li><li>Access control system and electric strike power by others.</li></ul></li><li>Group 7 – MECHANICAL/UTILITY<ul style="list-style-type: none"><li>Hinges as required</li><li>KEYPAD Lever handle + keyed master</li><li>1 ea. door stop (wall, baseboard, or floor?)</li></ul></li><li>Group 8 – NOT USED</li><li>Group 9 – Double Door Closet - Dummy handles<ul style="list-style-type: none"><li>Hinges as required</li><li>1 pair - dummy handles</li></ul></li><li>Group 10 – Exterior HM Egress<ul style="list-style-type: none"><li>Hinges as required</li><li>1 ea. Exit device</li><li>1 ea. Door closer/stop</li><li>1 ea. Threshold</li><li>1 ea. Sweep</li><li>1 ea. drip cap</li><li>Weather stripping</li><li>BLANK ON EXTERIOR SIDE OF DOOR</li></ul></li><li>Group 11 - Restroom Push/Pull<ul style="list-style-type: none"><li>Hinges as required</li><li>1 ea. push plate</li><li>1 ea. pull handle</li><li>1 ea. kick plate</li><li>1 ea. closer</li></ul></li><li>Group 12 - Stair Doors with Crash Bar<ul style="list-style-type: none"><li>Hinges as required</li><li>1 ea. Exit device</li><li>1 LEVER HANDLE</li><li>1 ea. Door closer/stop</li></ul></li><li>Group 13 - NOT USED</li><li>Group 14 - NOT USED</li><li>Group 15 - SURFACE-MOUNTED DOOR TRACK</li><li>Group 16 - NOT USED</li><li>Group 17 - Glass conf. room door hardware</li><li>Group 18 - back hallway tenant space entries - (Rated assembly)<ul style="list-style-type: none"><li>Hinges as required</li><li>1 ea. Door closer/stop</li><li>1 ea. Exit Device</li><li>Smoke seals</li><li>LOCKING LEVER HANDLE</li></ul></li></ul>	<table><tr><th>No.</th><th>Description</th><th>Date</th></tr><tr><td> </td><td> </td><td> </td></tr><tr><td> </td><td> </td><td> </td></tr><tr><td> </td><td> </td><td> </td></tr><tr><td> </td><td> </td><td> </td></tr><tr><td> </td><td> </td><td> </td></tr><tr><td> </td><td> </td><td> </td></tr><tr><td> </td><td> </td><td> </td></tr><tr><td> </td><td> </td><td> </td></tr><tr><td> </td><td> </td><td> </td></tr><tr><td> </td><td> </td><td> </td></tr><tr><td> </td><td> </td><td> </td></tr><tr><td> </td><td> </td><td> </td></tr><tr><td> </td><td> </td><td> </td></tr><tr><td> </td><td> </td><td> </td></tr><tr><td> </td><td> </td><td> </td></tr></table>	No.	Description	Date																																													
No.	Description	Date																																															



ID8Architecture, LLC  
414 Main Ave. Suite 3  
Brookings, SD 57006  
(C) 605-695-9635  
(W) www.id8arc.com

No.	Description	Date

BEN FRANKLIN BUILDING

Enter address here

ALL DIMENSIONS & SIZE DESIGNATIONS ARE SUBJECT TO VERIFICATION ON THE JOBSITE AND ADJUSTMENTS TO FIT JOB CONDITIONS AS DEEMED NECESSARY.

Architect  
ARB  
Registration No.:      Date: 08.24.2018

Drawn by  
ARB

Job Number:  
1818

DOOR & WINDOW  
SCHEDULES & LEGENDS

SCALE:      As indicated

A6.01



No.	Description	Date

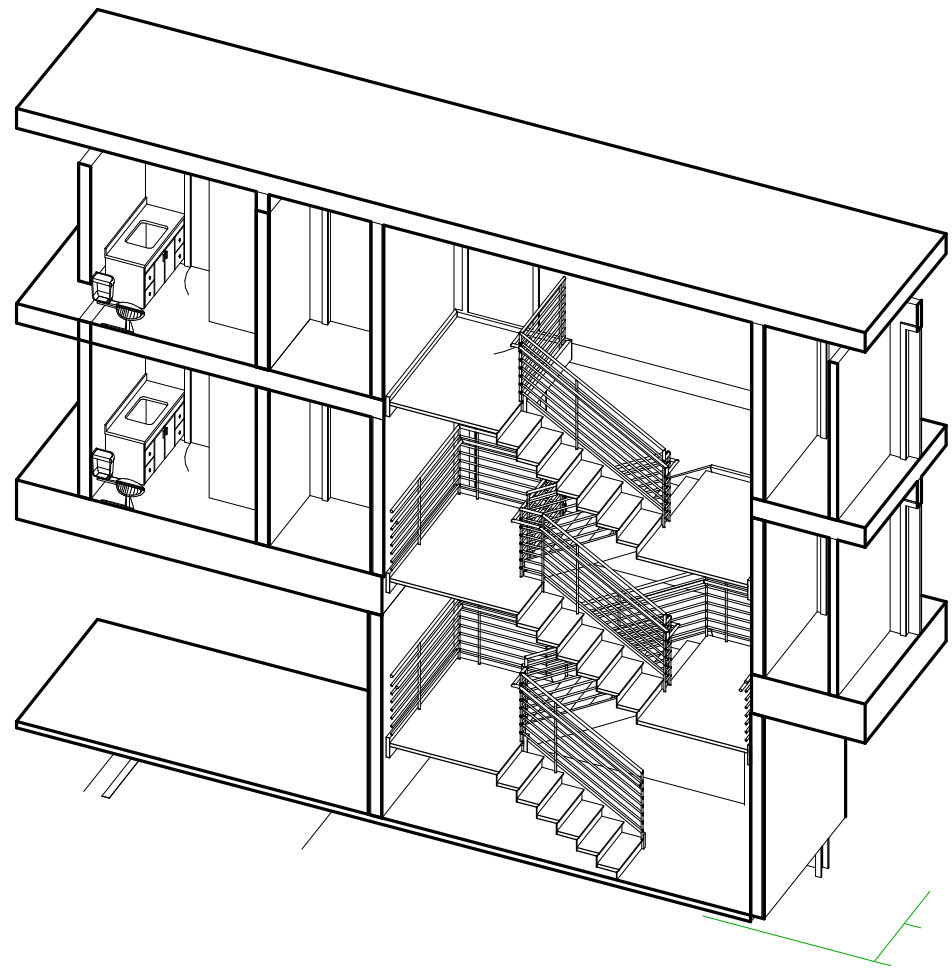
BEN FRANKLIN BUILDING

Enter address here

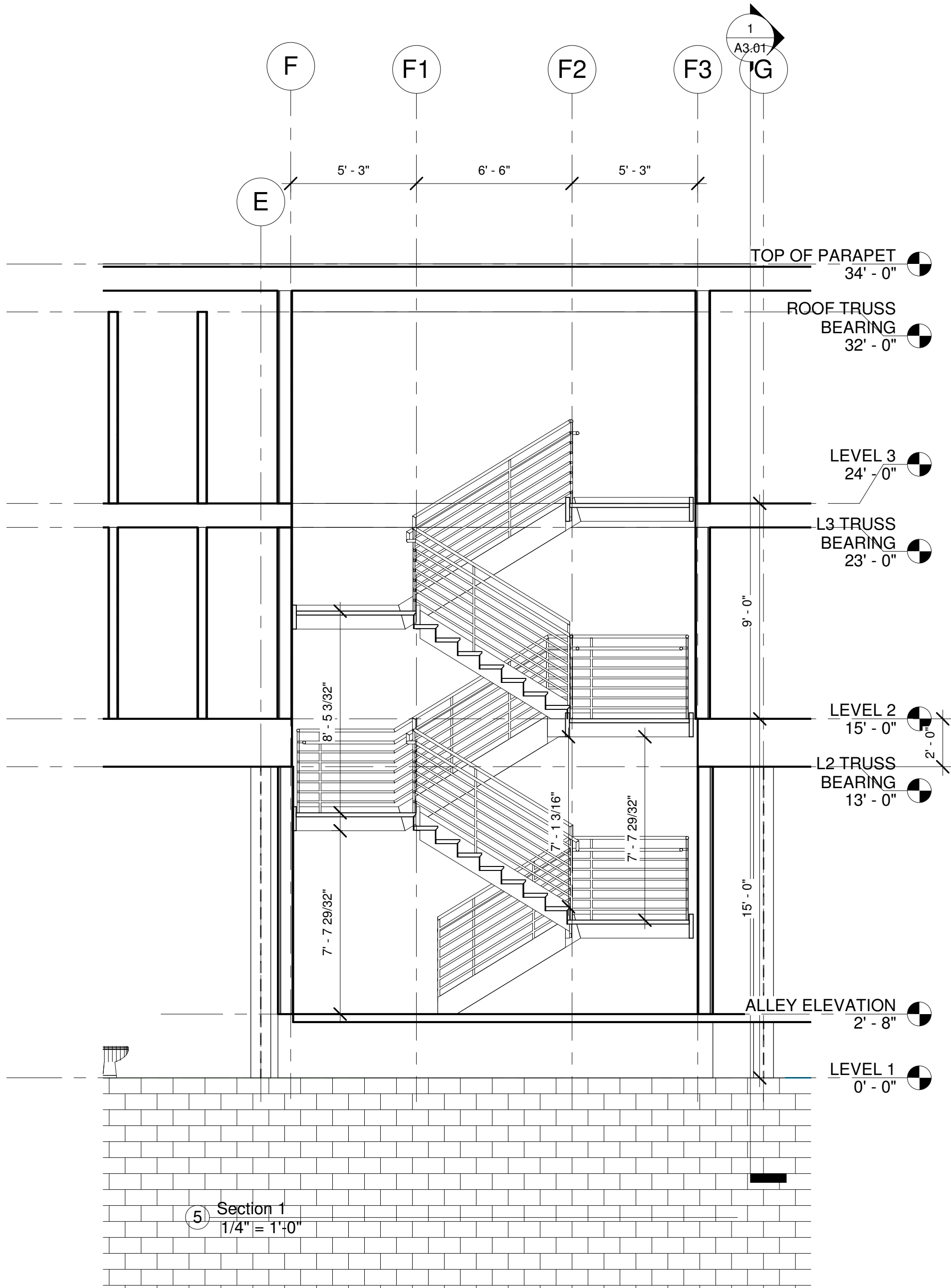
ALL DIMENSIONS & SIZE DESIGNATIONS ARE SUBJECT TO VERIFICATION ON THE JOBSITE AND ADJUSTMENTS TO FIT JOB CONDITIONS AS DEEMED NECESSARY.

Architect	ARB
Registration No.:	Date: 08.24.2018
Drawn by	ARB
Job Number:	1818
VERTICAL CIRCULATION	
SCALE:	1/4" = 1'-0"

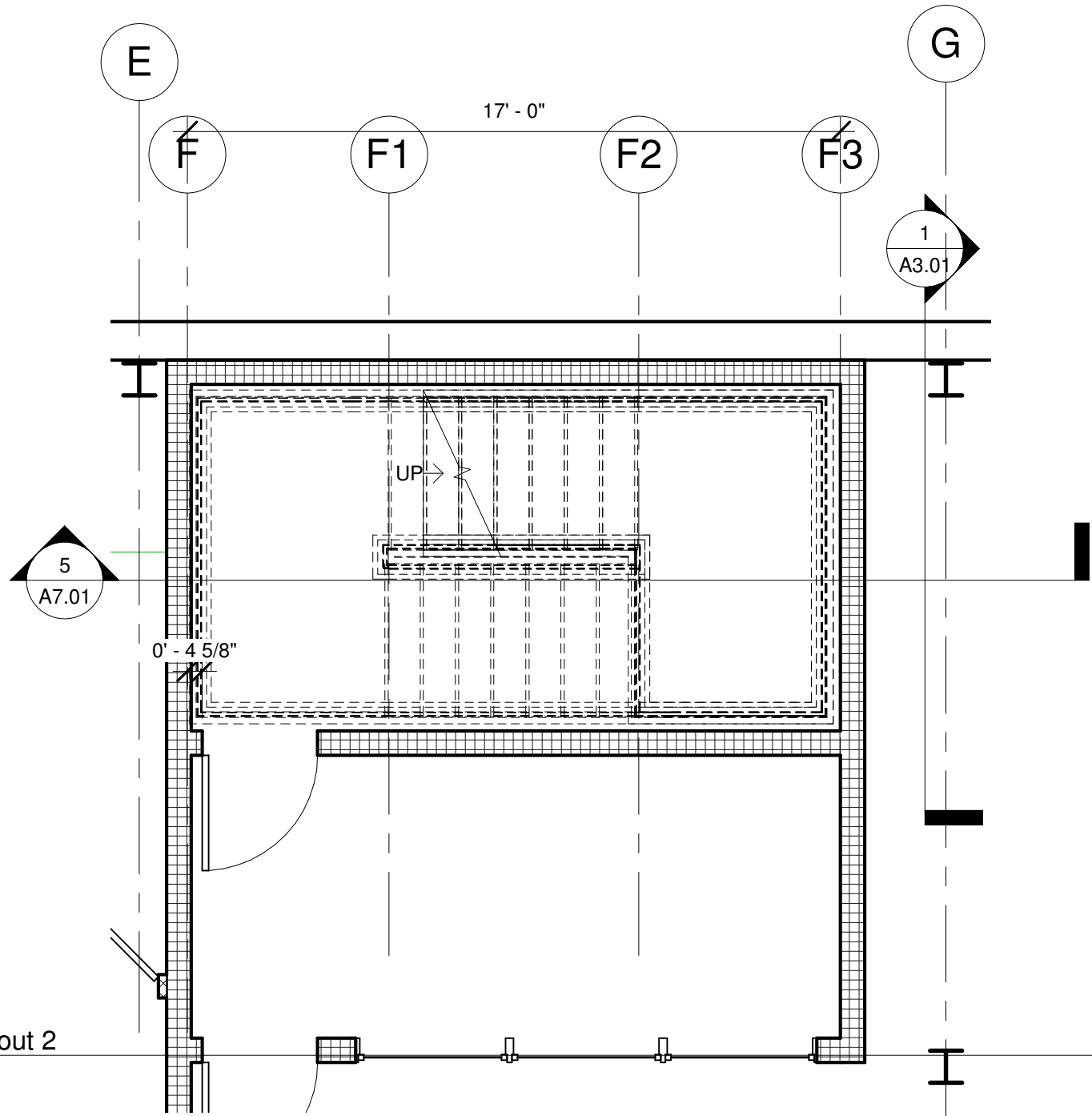
A7.01



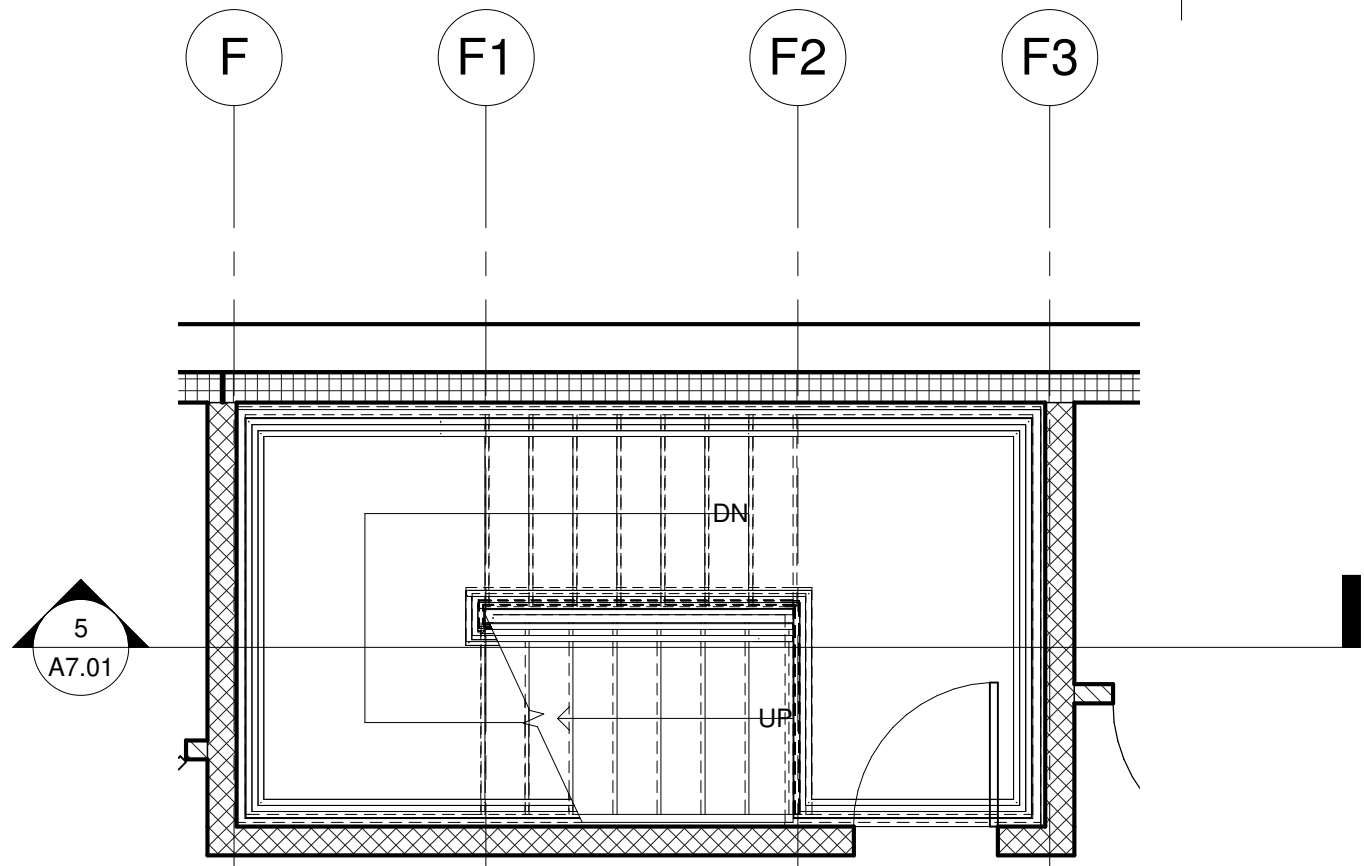
4 STAIR 3D



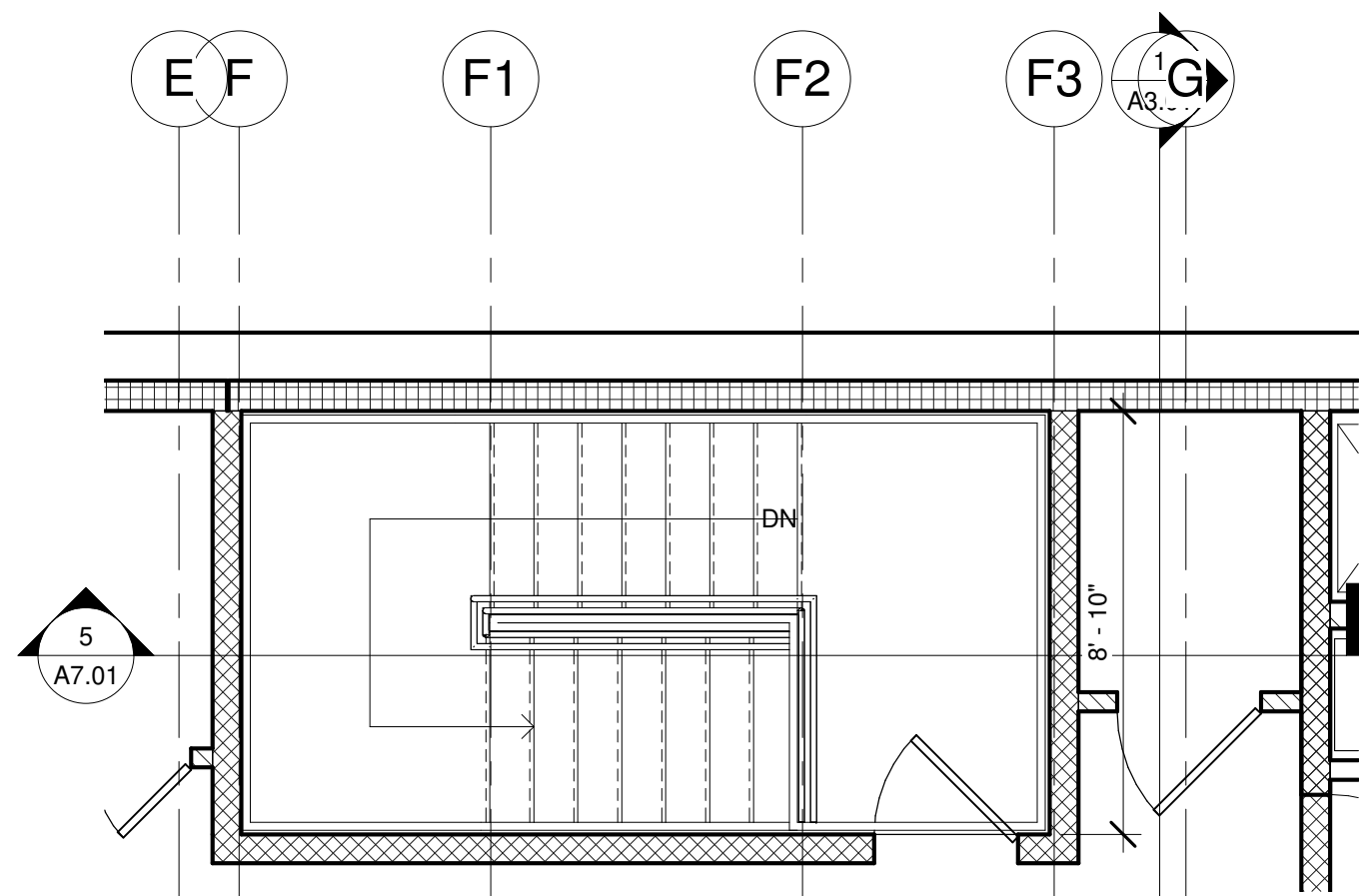
5 Section 1  
1/4" = 1'-0"



1 Level 1 - Callout 2  
1/4" = 1'-0"



2 Level 2 - Callout 2  
1/4" = 1'-0"



3 LEVEL 3 - Callout 1  
1/4" = 1'-0"