



First Quarter Finance Update

May 28, 2024

Overview

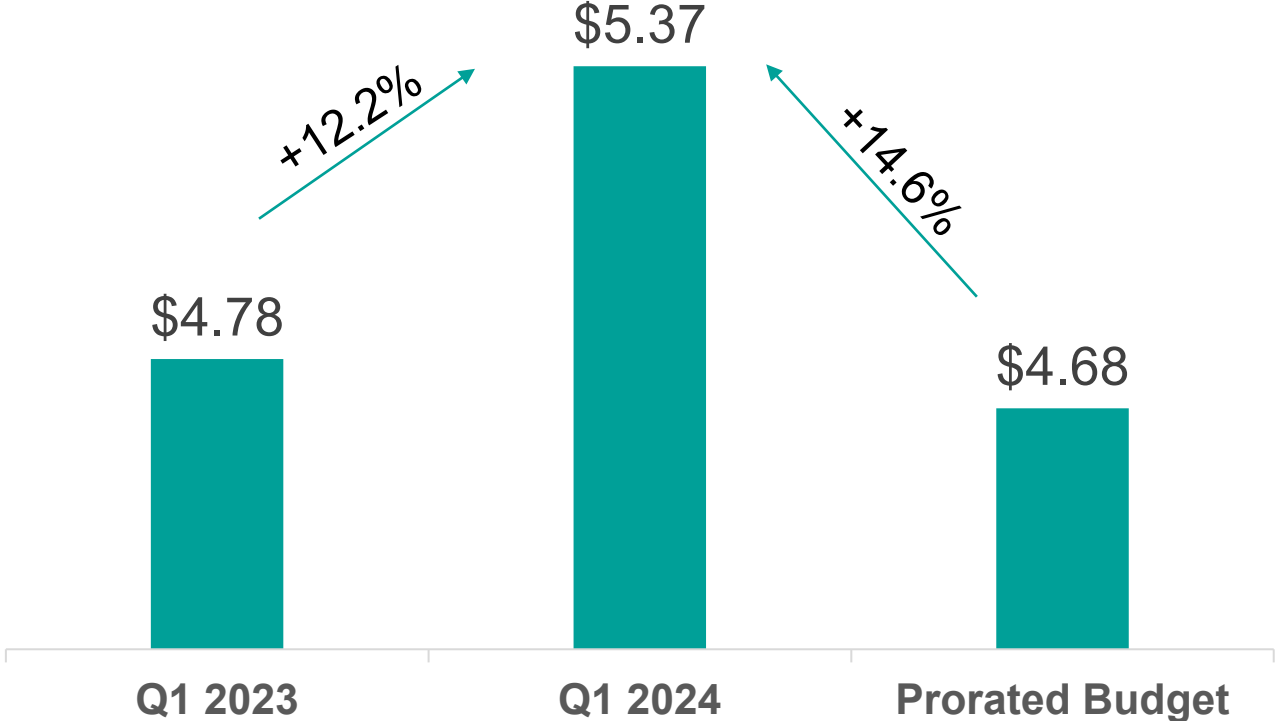
- Sales Tax Revenue
- General Fund Budget to Actual
- CIP Highlights
- Community ARPA funding update
- City Council Priority Projects Summary
- Economic Outlook



Sales Tax Revenues

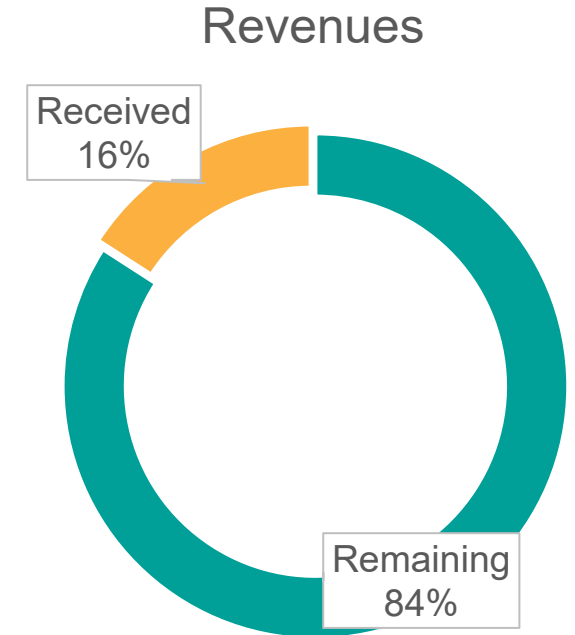
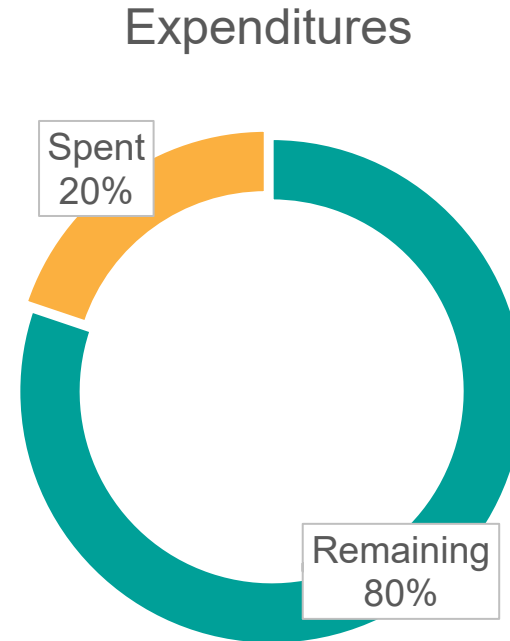
- Q1 Revenue: \$5.37 million
 - ▶ 1st & 2nd Penny: \$2.5 million each
 - ▶ \$329k each above budget, up \$289k each YoY
 - ▶ 3B: \$298,000
 - ▶ \$26k above budget, up \$6,200 YoY
 - ▶ BID: \$49,400
 - ▶ \$2,600 below budget, up \$852 YoY

- Strong first quarter overall
- More modest growth in 3B and BID, continuing into Q2



1Q Budget to Actuals – General Fund

- Amended Expenditure Budget: \$23.7 million
 - ▶ Expenditures to Date: \$4.7 million
 - ▶ 20%
 - ▶ Remaining Balance: \$19 million
- Amended Revenue Budget: \$21.4 million
 - ▶ Revenues to Date: \$3.4 million
 - ▶ 16%
 - ▶ Remaining Balance: \$18 million



1Q CIP Highlights

- Glass coat Hillcrest Lap Pool - \$125k
- LIC Blue Rink Dehumidification - \$340k
- 2024 Bobcat S86 - \$73k
- Three (3) Police Vehicles - \$126k



Community ARPA Funding Update

Entity	Initiative	Total Amount	Expended	Remaining Balance
Brookings Behavioral Health & Wellness	Mental Health	\$ 1,200,000	\$ 122,939	\$ 1,077,061
Brookings Economic Development Corporation (BEDC)	Childcare Facility	500,000		500,000
Brookings Economic Development Corporation (BEDC)	Childcare Coordinator	80,000		80,000
Clark Drew Construction	Workforce Housing	200,000	200,000	-
Brookings Area Habitat for Humanity	Affordable Housing	110,000	82,500	27,500
Interlakes Community Action Partnership (ICAP)	Affordable Housing	110,000	50,351	59,649
Total All Initiatives		\$ 2,200,000	\$ 455,790	\$ 1,744,210



City Council Priority Projects

Available Reserves

Total City Council Priority Funding Available Balance (Unassigned General Fund)	\$ 14,503,148
Estimated CIP Funds Available for Priority Projects	\$ 3,000,000
Total City Council Priority Funding Available Balance	\$ 17,503,148

Primary Projects (IN priority order)

	Cost
Police Facility	\$ 16,000,000
Fire Station	\$ 4,000,000
Total Primary Projects	\$ 20,000,000

Priority Funding after Primary Projects	\$ (2,496,852)
--	-----------------------

Secondary Projects (IN priority order)

	Cost
Activity Center	\$ 5,000,000
Library	\$ 10,000,000
Irrigation System	\$ 2,000,000
Total Secondary Projects	\$ 17,000,000

Third Ranked Projects

	Cost
Indoor Recreation	\$ 2,300,000
Parks Shop Addition	\$ 600,000
Streets - 3rd Street Sweeper	\$ 215,000
Sustainability - Climate Action Plan	\$ 130,000
Dacotah Bank Center - East Lot	\$ 320,000
Total Third Ranked Projects	\$ 3,565,000



South Dakota Economic Outlook

- Strong Employment Growth and rising incomes
 - ▶ Strong economy attracting new workers/residents from across the country
- Housing Market Trends
 - ▶ Surpassing surrounding states
 - ▶ Prices showing signs of stabilizing
- Midwest Consumer Price Index
 - ▶ Continues to hold steady at 2.8%
- Consumer spending on discretionary items is cooling
 - ▶ Indicated by modest 3B and BID revenues
 - ▶ Same trends at the state level



Questions or Comments?

Please contact the City of Brookings Finance Department:

Ashley Rentsch
Finance Director
(605)697-8652

arentsch@cityofbrookings-sd.gov

Finance Department Web Page:

<https://www.cityofbrookings-sd.gov/200/Finance-Department>

Municipal Tax Report:

<https://performance.envisio.com/dashboard/cityofbrookings/Goal-8765>

