



Finance Report

Third Quarter 2023

Overview

- **2023 YTD Sales Tax Revenue**
- **Q3 2023 Economic Update**
- **Q3 2023 Budget to Actuals**
- **Community ARPA Funding Update**
- **City Council Priority Projects Summary**



**1st Penny
(General Fund)
YTD: \$7.2M
Budget: +14.5%
YoY: +10.3%**

**2nd Penny
(CIP Fund)
YTD: \$7.2M
Budget: +14.5%
YoY: +10.3%**

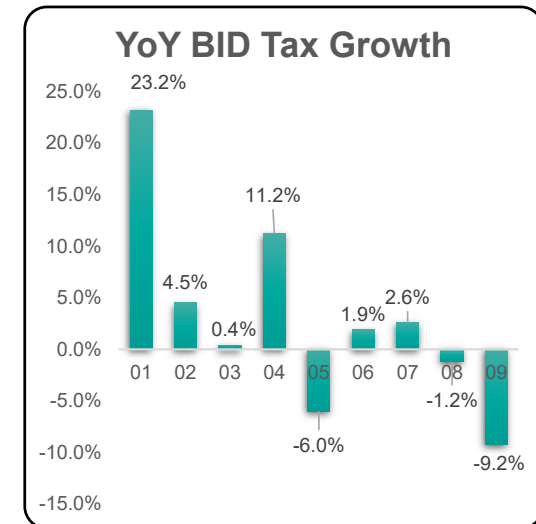
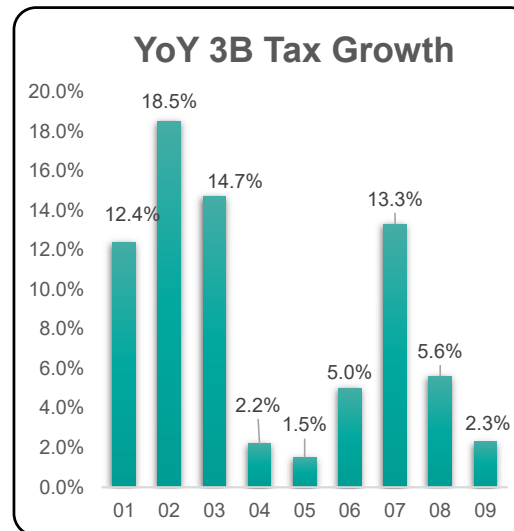
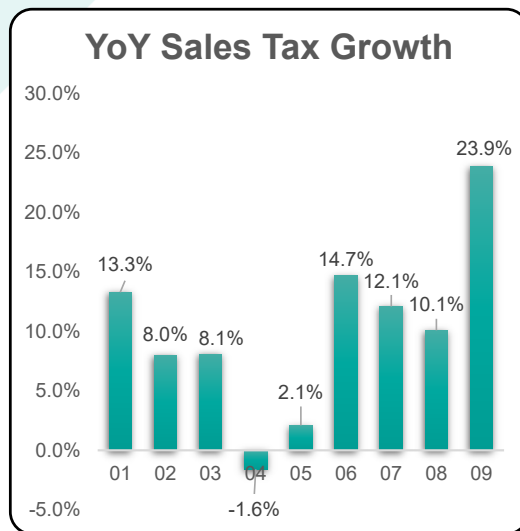
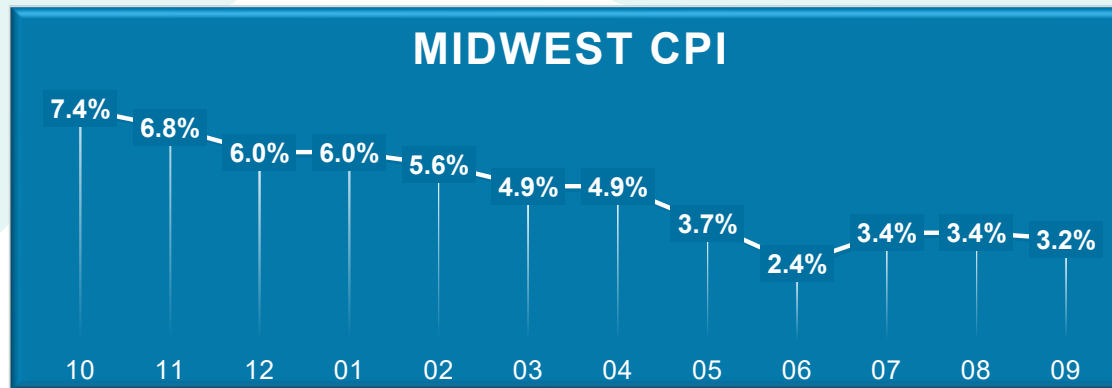
**Total Sales Tax
YTD: \$15.5M
Budget: +14.1%
YoY: +10%**

**3B Tax
YTD: \$902k
Budget: +10.4%
YoY: +7.9%**

**BID (Pillow) Tax
YTD: \$194k
Budget: +8.9%
YoY: +1.8%**



Sales Tax Analysis



Sales Tax Top10

Top 10 Sales Tax Industries based on Taxable Sales

YTD City Sales Tax

1. Department Stores	\$1.8M
2. Eating Establishments	\$1.1M
3. Lumber and other Building Materials	\$764K
4. Grocery Stores	\$761K
5. Catalog/Mail Order Houses	\$757K
6. Wholesale Trade of Non-durable Goods	\$574K
7. Miscellaneous Retail Stores	\$472K
8. Signs and Advertising Specialties	\$371K
9. Miscellaneous General Merchandise Stores	\$293K
10. Electric Services	\$249K



Economic Update

- Strong GDP Growth of 4.9%
 - 4.3% projected
 - 2Q23 growth was 2.1%
- Interest rates at highest level in 22 years
- Housing market was strong at 3.9% above last year
- Increased spending over the summer
 - Concerts
 - Movies
 - Travel
- Looking Ahead:
 - 4Q23 expected to slow
 - More saving due to higher yields
 - Projecting less holiday spending, seasonal workers

Source: [CNN Business](#)



brookings

Revenue Budget vs. Actual

Fund Type	Amended Budget	Actual	Balance	% of Budget
General	\$19,384,725	\$15,524,230	\$3,860,495	80%
Special Revenue	18,507,788	10,731,035	7,776,753	58%
Capital Projects	3,201,369	1,940,401	1,260,968	61%
Enterprise	19,493,673	13,766,837	5,726,836	71%
Total	\$60,587,555	\$41,962,503	\$18,625,052	69%



Expenditure Budget vs. Actual

Fund Type	Amended Budget	Actual	Balance	% of Budget
General	\$22,707,353	\$13,326,297	\$9,381,056	58%
Special Revenue	23,006,964	12,166,113	10,840,851	53%
Capital Projects	5,843,084	2,473,731	3,369,353	42%
Enterprise	19,213,441	12,466,851	6,746,590	65%
Total	\$70,770,842	\$40,432,992	\$30,337,850	57%



3rd Quarter Budget Highlights

- McClellans Park Playground: \$86K
- Body Cameras: \$73K
- Fire Department Rescue 1: \$609K
- Motor Grader - \$370K
- Street Dept. Truck: \$93K
- Boom Truck: \$205K
- Street & Sidewalk Improvements: \$1.9M YTD
- 22nd Ave: \$3.5M YTD



Community ARPA Funding Update

Entity	Initiative	Target Date	Total Amount	YTD 2023	Remaining Balance
Brookings Behavioral Health & Wellness	Mental Health	6/30/2024	\$ 1,200,000	\$ 81,156	\$ 1,118,844
Brookings Economic Development Corporation (BEDC)	Childcare Facility	6/30/2024	500,000		500,000
Brookings Economic Development Corporation (BEDC)	Childcare Coordinator	12/31/2024	80,000		80,000
Clark Drew Construction	Workforce Housing	12/1/2023	200,000	200,000	-
Brookings Area Habitat for Humanity	Affordable Housing	8/1/2024	110,000	27,500	82,500
Interlakes Community Action Partnership (ICAP)	Affordable Housing	12/31/2024	110,000	25,136	84,864
Total All Initiatives			\$ 2,200,000	\$ 333,793	\$ 1,866,207

Brookings Behavioral Health & Wellness: New target date 8/29/2025, initial design process is complete.

BEDC: Childcare facility feasibility study indicated costs higher than planned. Adjustments may be needed. The childcare coordinator initiative is delayed at this time.

Clark Drew: Phase 1 is complete with 8 units. All units were had great showing reports and are likely either sold or under contract at this time. Phase 2 is on schedule for completion in December.

Habitat for Humanity: Land has been purchased, and construction has begun. The project is on schedule to be completed in August 2024.

ICAP: Annual report indicated rental assistance for 57 households, and subsidized cost of 7 lots for the Mutual Self Help Housing Program.



City Council Priority Projects

General Fund Reserves	
Total City Council Priority Funding Available Balance	\$ 11,453,054

Primary Projects (IN priority order)	Cost
Committed to Public Safety Center	\$ 9,522,800
Remainder of Public Safety Center	\$ 6,477,200
Total Unapproved Primary Projects	\$ 16,000,000

Priority Funding after Unapproved Primary Projects	\$ (4,546,946)
--	----------------

Secondary Projects (IN priority order)	Cost
Indoor Rec Facility	\$ 2,000,000
Library Overall Upgrade	\$ 2,000,000
Activity Center Overall Upgrade	\$ 2,000,000
Total Unapproved Secondary Projects	\$ 6,000,000

Priority Funding after Unapproved Secondary Projects	\$ (10,546,946)
--	-----------------



Questions or Comments?

Please contact the City of Brookings Finance Department:

Ashley Rentsch
Finance Director
(605)697-8652

arentsch@cityofbrookings-sd.gov

Finance Department Web Page:

<https://www.cityofbrookings-sd.gov/200/Finance-Department>

Municipal Tax Report:

<https://performance.envisio.com/dashboard/cityofbrookings/Goal-8765>

