

CJR Design Studio

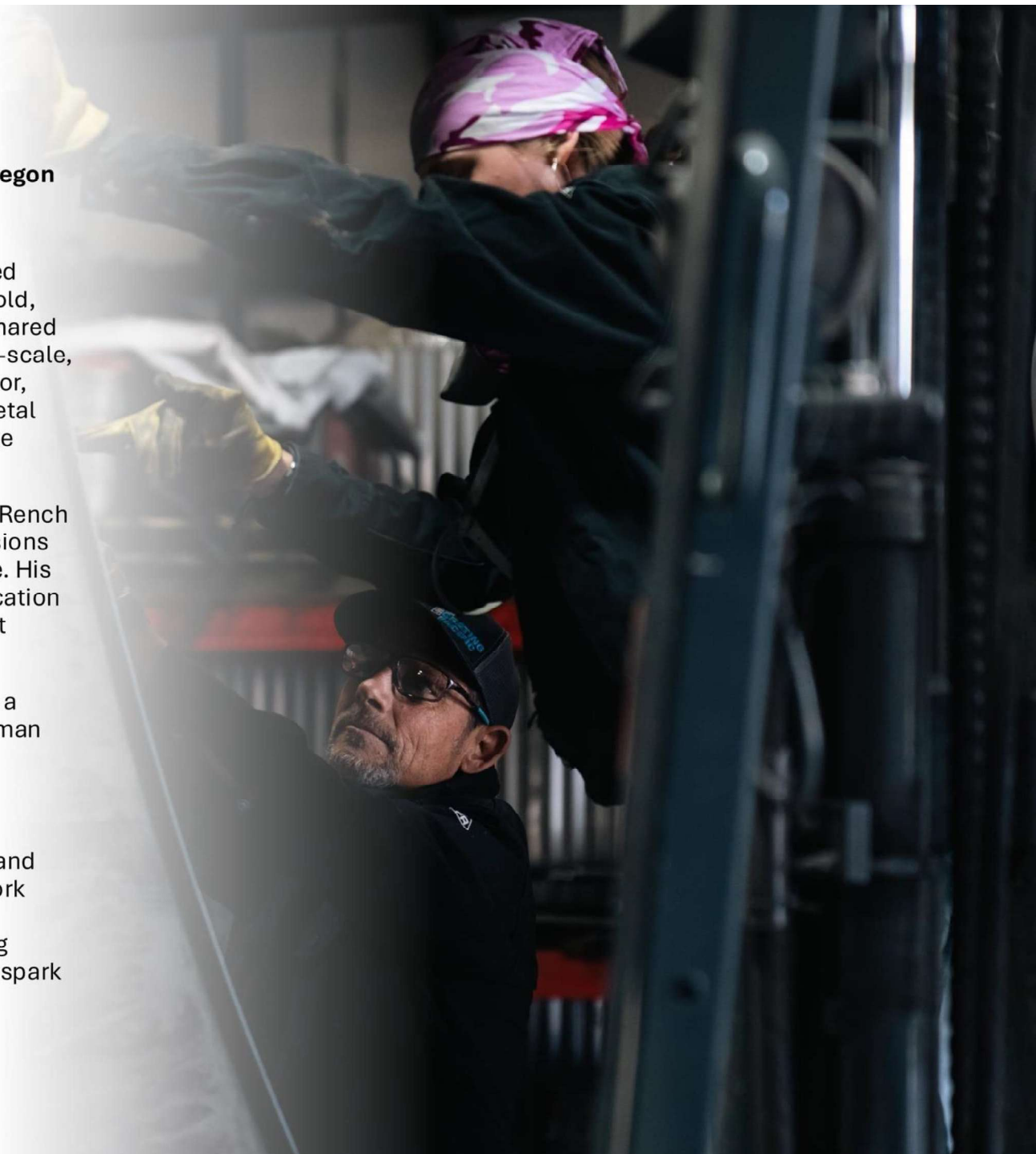
CJ Rench & Katen Rench | Hood River, Oregon

CJR Design Studio is a nationally recognized father-daughter sculpture team creating bold, contemporary public art that transforms shared spaces into meaningful places. Their large-scale, site-responsive works combine vibrant color, dynamic geometric form, and precision metal fabrication to create sculptures that engage communities and endure over time.

With more than 30 years of experience, CJ Rench has completed over 60 public art commissions across 31 U.S. states, Canada, and Europe. His expertise in design, engineering, and fabrication anchors the studio's process from concept through installation.

Katen Rench, a full creative partner, brings a refined sensitivity to form, rhythm, and human interaction. Together, their collaborative approach bridges generations — blending technical mastery with fresh perspective.

Rooted in themes of movement, balance, and shared experience, CJR Design Studio's work invites participation and discovery. Their sculptures become landmarks — gathering points that reflect community identity and spark connection.



DESIGN CONSIDERATIONS

LOOKING AT YOUR SITE

12-14 FT VERTICAL PRESENCE

Provides a strong yet refined presence that is visible without overwhelming.

DESIGNED FOR WIND + EXPOSURE

Engineered to endure Dakota's climate with structural integrity and stability.

VISIBLE AT A DISTANCE, ENGAGING UP CLOSE

Legible from afar, with layered detail that invites discovery.

ROOTED IN NATIVE PRAIRIE FORMS

Inspired by local species and natural rhythms of the landscape.

MODULAR + FLEXIBLE SYSTEM


Adaptable to different sites, entries, and future expansions.

LOW-MAINTENANCE MATERIALS

Weathering steel and durable components built for longevity with minimal upkeep.

LOOKING AT YOUR SITE

- Positioned to frame the main entry and define a sense of arrival
- Visible from a distance along the approach road
- Sited to complement existing vegetation and preserve views
- Set within native plantings to anchor the sculpture to place
- Designed for safe clearances and easy maintenance




INSPIRED BY NATIVE PRAIRIE FORMS



BIG
BLUESTEM



SWITCHGRASS



PRAIRIE
SMOKE



PRAIRIE
CONEFLOWER



BLACK-EYED
SUSAN

SCULPTURAL LANGUAGE



VERTICAL FORMS • LAYERED DETAIL • MOVEMENT • LIGHT • SHADOW

FLEXIBLE + MODULAR SYSTEM



SINGLE ELEMENT
FOCAL POINT



ENTRY
GATEWAY



MULTIPLE ELEMENTS
ALONG ROADWAY

Prairie Smoke
(*Geum triflorum*)

A native prairie form expressing movement and seasonal change.

Prairie Smoke's wispy, smoke-like seed heads capture wind, time, and transition.

Symbolizing ephemerality and change, it supports pollinators and translates into sculptural form, where weathering steel echoes prairie soils and time.





Black-eyed Susan (*Rudbeckia hirta*)

A resilient prairie form symbolizing welcome and renewal.

Black-eyed Susan's bold, high-contrast form signals arrival in open landscapes.

A marker of welcome and resilience, it supports pollinators and translates into a clear, recognizable sculptural language inspired by its bright petals and dark center.

Switchgrass
(*Panicum virgatum*)

A foundational prairie form expressing rhythm, movement, and resilience.

Switchgrass stabilizes the landscape while its wind-driven blades and seed heads introduce vertical rhythm and motion.

A structure of rhythm and resilience, its form translates into fluid sculpture, with weathered steel echoing the tones of dried prairie grasses.





Prairie Coneflower (*Echinacea purpurea*)

An iconic prairie form expressing vitality and resilience.

Prairie Coneflower's bold, radiating form supports pollinators and reflects deep ties between people and prairie.

A symbol of vitality and endurance, it translates into a clear sculptural language, with weathered steel echoing the strength of the landscape.

Big Bluestem
(*Andropogon gerardii*)

A defining prairie form expressing strength, rhythm, and resilience.

Big Bluestem's upright form and three-part seed head create a strong vertical rhythm.

A symbol of strength and collective rhythm, it translates into sculptural form, with weathered steel reflecting the prairie's enduring cycles.



— FLEXIBLE COMBINATIONS ALLOW SITE-SPECIFIC COMPOSITION. —



Proposed sculptural forms are shown as clustered groupings of multiple stems, reflecting natural prairie growth patterns. The system allows for varied compositions or a single repeated form across all installations.







A cluster of four stylized orange flowers with black spherical centers, mounted on a circular concrete base. The stems are thick and orange, and the petals are layered and pointed.

A cluster of five stylized yellow wheat stalks with black spherical centers, mounted on a circular concrete base. The stems are thick and orange, and the heads are yellow with black outlines.

A cluster of three stylized blue plants with black spherical centers, mounted on a circular concrete base. The stems are thick and orange, and the leaves are blue and pointed.

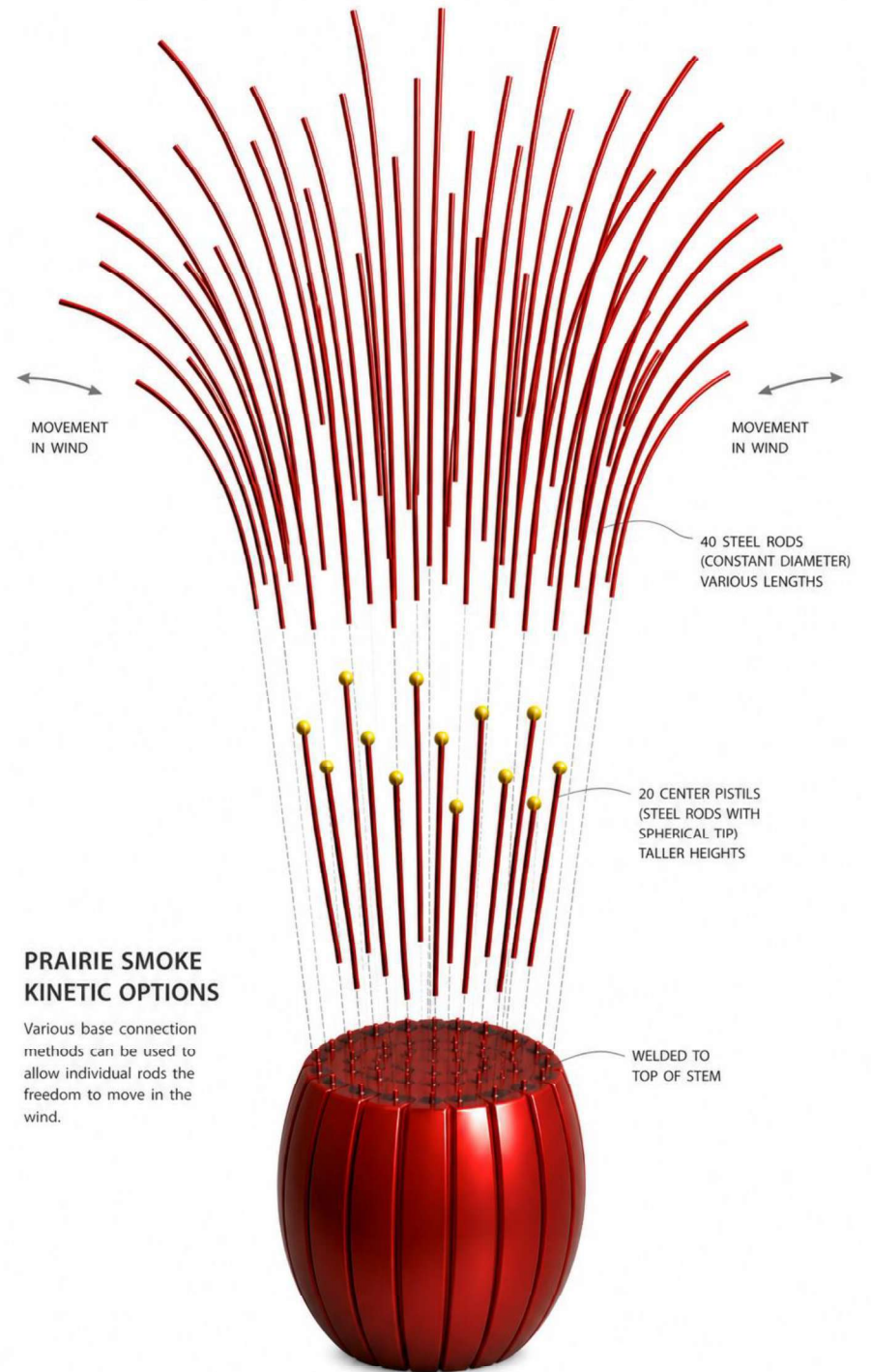
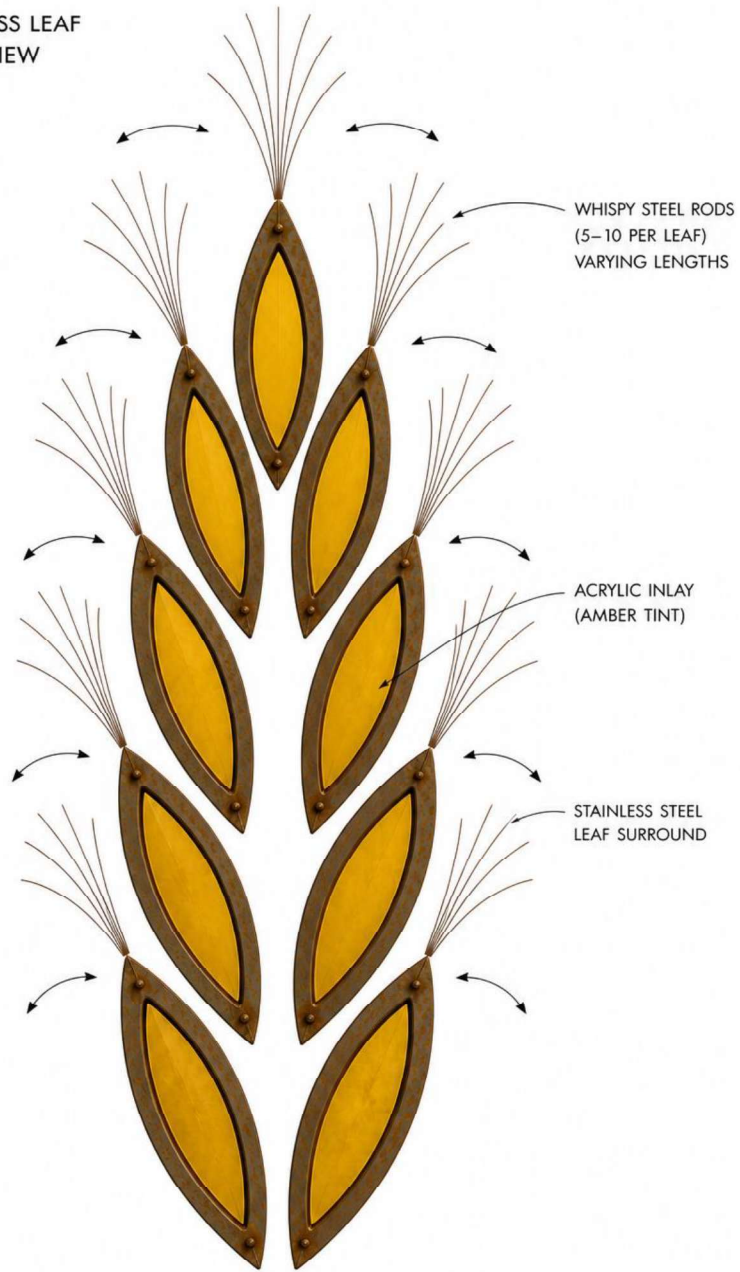
A cluster of four stylized yellow flowers with black spherical centers, mounted on a circular concrete base. The stems are thick and orange, and the petals are yellow with black outlines.



KINETIC ELEMENTS



SWITCH GRASS LEAF
EXPLODED VIEW



ACRYLIC IN-LAYS

AND COLORFUL SHADOW PLAY

